



Dynamin I Polyclonal Antibody

Catalog No	BYab-00693
Isotype	IgG
Reactivity	Human;Mouse;Rat
Applications	WB;IHC;IF;ELISA
Gene Name	DNM1
Protein Name	Dynamin-1
Immunogen	The antiserum was produced against synthesized peptide derived from human Dynamin-1. AA range:740-789
Specificity	Dynamin I Polyclonal Antibody detects endogenous levels of Dynamin I protein.
Formulation	Liquid in PBS containing 50% glycerol, 0.5% BSA and 0.02% sodium azide.
Source	Polyclonal, Rabbit,IgG
Purification	The antibody was affinity-purified from rabbit antiserum by affinity-chromatography using epitope-specific immunogen.
Dilution	WB: 1/500 - 1/2000. IHC: 1/100 - 1/300. ELISA: 1/40000.. IF 1:50-200
Concentration	1 mg/ml
Purity	≥90%
Storage Stability	-20°C/1 year
Synonyms	DNM1; DNM; Dynamin-1
Observed Band	97kD
Cell Pathway	Cytoplasm . Cytoplasm, cytoskeleton . Microtubule-associated.
Tissue Specificity	Brain,Platelet,PNS,
Function	catalytic activity:GTP + H(2)O = GDP + phosphate.,function:Microtubule-associated force-producing protein involved in producing microtubule bundles and able to bind and hydrolyze GTP. Most probably involved in vesicular trafficking processes, in particular endocytosis.,similarity:Belongs to the dynamin family.,similarity:Contains 1 GED domain.,similarity:Contains 1 PH domain.,subcellular location:Microtubule-associated.,subunit:Interacts with CAV1 and SH3GLB1. Binds SH3GL1, SH3GL2 and SH3GL3.,
Background	dynamin 1(DNM1) Homo sapiens This gene encodes a member of the dynamin subfamily of GTP-binding proteins. The encoded protein possesses

Nanjing BYabscience technology Co.,Ltd



unique mechanochemical properties used to tubulate and sever membranes, and is involved in clathrin-mediated endocytosis and other vesicular trafficking processes. Actin and other cytoskeletal proteins act as binding partners for the encoded protein, which can also self-assemble leading to stimulation of GTPase activity. More than sixty highly conserved copies of the 3' region of this gene are found elsewhere in the genome, particularly on chromosomes Y and 15. Alternatively spliced transcript variants encoding different isoforms have been described. [provided by RefSeq, Jul 2008],

matters needing attention

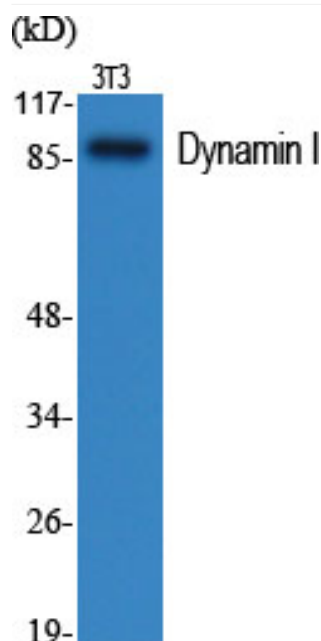
Avoid repeated freezing and thawing!

Usage suggestions

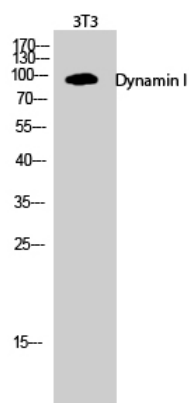
This product can be used in immunological reaction related experiments. For more information, please consult technical personnel.



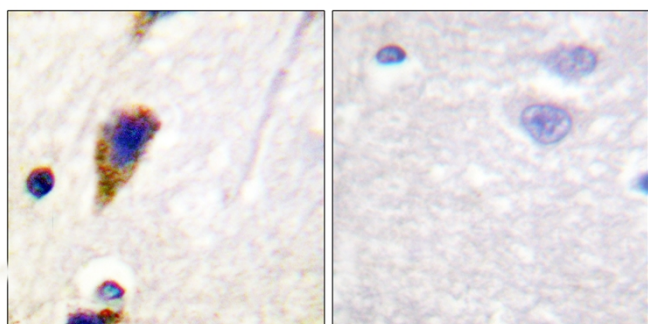
Products Images



Western Blot analysis of various cells using Dynamin I Polyclonal Antibody



Western Blot analysis of 3T3 cells using Dynamin I Polyclonal Antibody



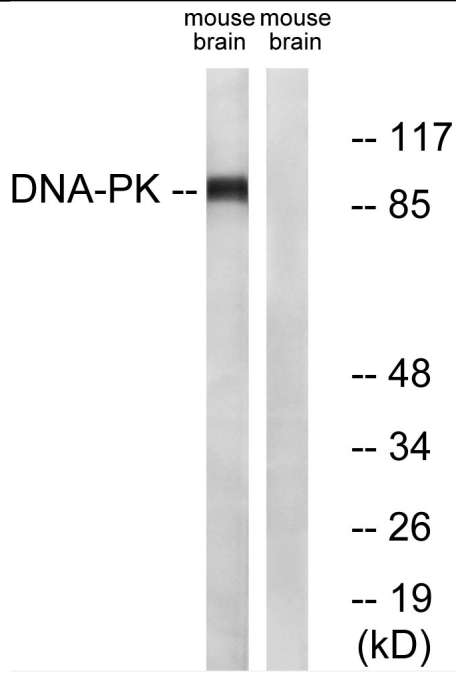
Immunohistochemistry analysis of paraffin-embedded human brain tissue, using Dynamin-1 Antibody. The picture on the right is blocked with the synthesized peptide.

Nanjing BYabs science technology Co.,Ltd

网址: www.njbybio.com

官方热线: 025-5229-8998

监督电话: 15950492658



Western blot analysis of lysates from mouse brain, using Dynamin-1 Antibody. The lane on the right is blocked with the synthesized peptide.