



Nrf2 (Acetyl Lys599) Polyclonal Antibody

Catalog No	BYab-00863
Isotype	IgG
Reactivity	Human;Mouse;Rat
Applications	WB;IHC;IF;ELISA
Gene Name	NFE2L2
Protein Name	Nuclear factor erythroid 2-related factor 2
Immunogen	Synthesized acetyl-peptide derived from the C-terminal region of human Nrf2 around the acetylation site of K599.
Specificity	Acetyl-Nrf2 (K599) Polyclonal Antibody detects endogenous levels of Nrf2 protein only when acetylation at K599.
Formulation	Liquid in PBS containing 50% glycerol, 0.5% BSA and 0.02% sodium azide.
Source	Polyclonal, Rabbit,IgG
Purification	The antibody was affinity-purified from rabbit antiserum by affinity-chromatography using epitope-specific immunogen.
Dilution	WB: 1/500 - 1/2000. IHC-p: 1:100-300 ELISA: 1/10000.. IF 1:50-200
Concentration	1 mg/ml
Purity	≥90%
Storage Stability	-20°C/1 year
Synonyms	NFE2L2; NRF2; Nuclear factor erythroid 2-related factor 2; NF-E2-related factor 2; NFE2-related factor 2; HEBP1; Nuclear factor, erythroid derived 2, like 2
Observed Band	75-100kD
Cell Pathway	Cytoplasm, cytosol . Nucleus . Cytosolic under unstressed conditions: ubiquitinated and degraded by the BCR(KEAP1) E3 ubiquitin ligase complex (PubMed:15601839, PubMed:21196497). Translocates into the nucleus upon induction by electrophilic agents that inactivate the BCR(KEAP1) E3 ubiquitin ligase complex (PubMed:21196497). .
Tissue Specificity	Widely expressed. Highest expression in adult muscle, kidney, lung, liver and in fetal muscle.
Function	domain:Acidic activation domain in the N-terminus, and DNA binding domain in the C-terminus.,function:Transcription activator that binds to antioxidant response (ARE) elements in the promoter regions of target genes. Important for the coordinated up-regulation of genes in response to oxidative stress. May be involved in the transcriptional activation of genes of the beta-globin cluster by mediating enhancer activity of hypersensitive site 2 of the beta-globin locus control region.,PTM:Phosphorylation of Ser-40 by PKC in response to oxidative

Nanjing BYabscience technology Co.,Ltd



stress dissociates NFE2L2 from its cytoplasmic inhibitor KEAP1, promoting its translocation into the nucleus.,similarity:Belongs to the bZIP family.,similarity:Belongs to the bZIP family. CNC subfamily.,similarity:Contains 1 bZIP domain.,subcellular location:Cytosolic under unstressed conditions, translocates into the nucleus upon induction by electr

Background

This gene encodes a transcription factor which is a member of a small family of basic leucine zipper (bZIP) proteins. The encoded transcription factor regulates genes which contain antioxidant response elements (ARE) in their promoters; many of these genes encode proteins involved in response to injury and inflammation which includes the production of free radicals. Multiple transcript variants encoding different isoforms have been characterized for this gene. [provided by RefSeq, Sep 2015],

matters needing attention

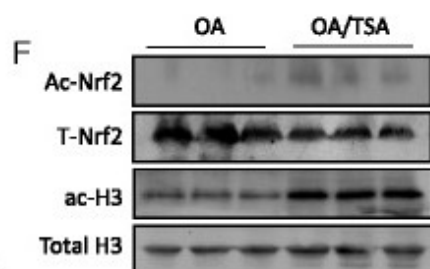
Avoid repeated freezing and thawing!

Usage suggestions

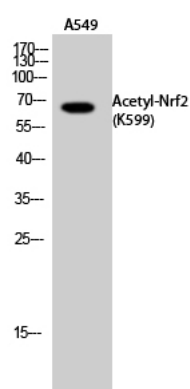
This product can be used in immunological reaction related experiments. For more information, please consult technical personnel.



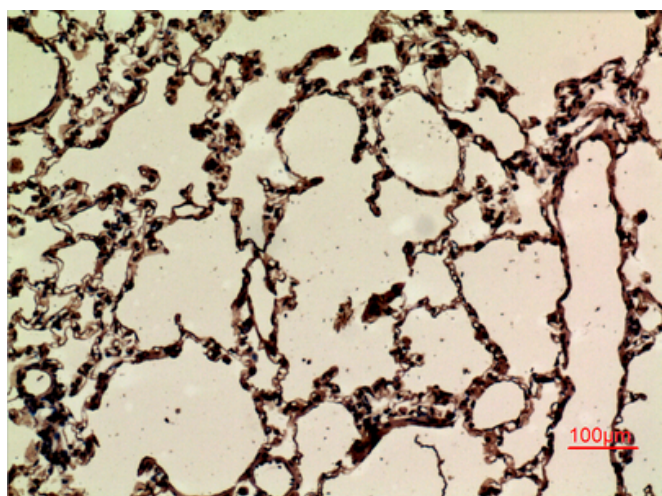
Products Images



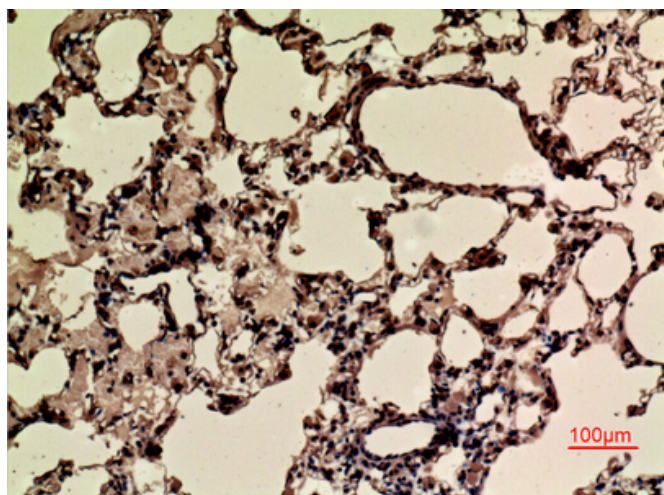
Cai, Dawei, et al. "Histone deacetylase inhibition activates Nrf2 and protects against osteoarthritis." *Arthritis research & therapy* 17.1 (2015): 269.



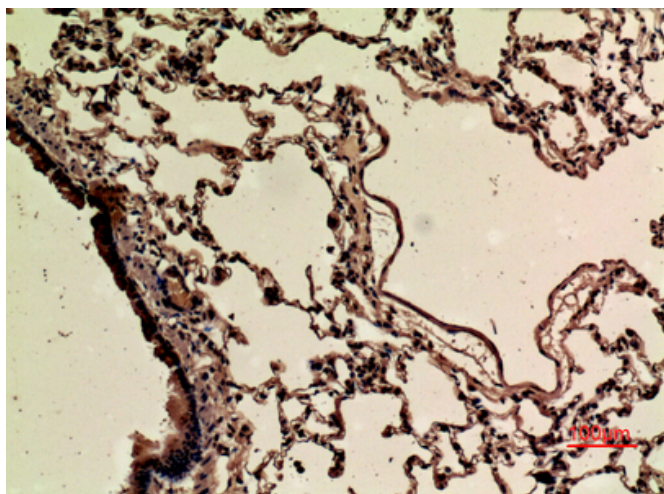
Western Blot analysis of A549 cells using Acetyl-Nrf2 (K599) Polyclonal Antibody. Antibody was diluted at 1:1000. Secondary antibody(catalog#:RS0002) was diluted at 1:20000



Immunohistochemical analysis of paraffin-embedded rat-lung, antibody was diluted at 1:100



Immunohistochemical analysis of paraffin-embedded rat-lung, antibody was diluted at 1:100



Immunohistochemical analysis of paraffin-embedded rat-lung, antibody was diluted at 1:100