



hnRNP F Polyclonal Antibody

Catalog No	BYab-01805
Isotype	IgG
Reactivity	Human;Mouse;Rat
Applications	WB;IF;ELISA
Gene Name	HNRNPF
Protein Name	Heterogeneous nuclear ribonucleoprotein F
Immunogen	The antiserum was produced against synthesized peptide derived from human hnRNP F. AA range:11-60
Specificity	hnRNP F Polyclonal Antibody detects endogenous levels of hnRNP F protein.
Formulation	Liquid in PBS containing 50% glycerol, 0.5% BSA and 0.02% sodium azide.
Source	Polyclonal, Rabbit,IgG
Purification	The antibody was affinity-purified from rabbit antiserum by affinity-chromatography using epitope-specific immunogen.
Dilution	Western Blot: 1/500 - 1/2000. Immunofluorescence: 1/200 - 1/1000. ELISA: 1/20000. Not yet tested in other applications.
Concentration	1 mg/ml
Purity	≥90%
Storage Stability	-20°C/1 year
Synonyms	HNRNPF; HNRPF; Heterogeneous nuclear ribonucleoprotein F; hnRNP F; Nucleolin-like protein mcs94-1
Observed Band	48kD
Cell Pathway	Nucleus, nucleoplasm.
Tissue Specificity	Expressed ubiquitously.
Function	function:Component of the heterogeneous nuclear ribonucleoprotein (hnRNP) complexes which provide the substrate for the processing events that pre-mRNAs undergo before becoming functional, translatable mRNAs in the cytoplasm. Probably binds G-rich sequences in pre-mRNAs.,PTM:Phosphorylated upon DNA damage, probably by ATM or ATR.,similarity:Contains 3 RRM (RNA recognition motif) domains.,subunit:Identified in the spliceosome C complex, at least composed of AQR, ASCC3L1, C19orf29, CDC40, CDC5L, CRNKL1, DDX23, DDX41, DDX48, DDX5, DGCR14, DHX35, DHX38, DHX8, EFTUD2, FRG1, GPATC1, HNRPA1, HNRPA2B1, HNRPA3, HNRPC, HNRNPF, HNRPH1, HNRPK, HNRPM, HNRPR, HNRPU, KIAA1160, KIAA1604, LSM2, LSM3,

Nanjing BYabs science technology Co.,Ltd



MAGO1, MORF1, PABPC1, PLRG1, PNN, PPIE, PPIL1, PPIL3, PPWD1, PRPF19, PRPF4B, PRPF6, PRPF8, RALY, RBM22, RBM8A, RBMX, SART1, SF3A1, SF3A2, SF3A3, SF3B1, SF3B2, SF3B3, SFRS1, SKIV2L2, SNRPA1, SNRPB, SNRPB2, SN

Background

This gene belongs to the subfamily of ubiquitously expressed heterogeneous nuclear ribonucleoproteins (hnRNPs). The hnRNPs are RNA binding proteins that complex with heterogeneous nuclear RNA (hnRNA). These proteins are associated with pre-mRNAs in the nucleus and regulate alternative splicing, polyadenylation, and other aspects of mRNA metabolism and transport. While all of the hnRNPs are present in the nucleus, some seem to shuttle between the nucleus and the cytoplasm. The hnRNP proteins have distinct nucleic acid binding properties. The protein encoded by this gene has three repeats of quasi-RRM domains that bind to RNAs which have guanosine-rich sequences. This protein is very similar to the family member hnRPH. Multiple alternatively spliced variants, encoding the same protein, have been identified. [provided by RefSeq, Jul 2008],

matters needing attention

Avoid repeated freezing and thawing!

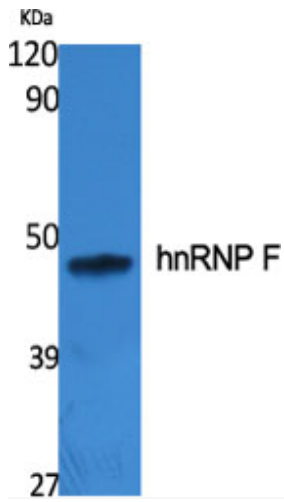
Usage suggestions

This product can be used in immunological reaction related experiments. For more information, please consult technical personnel.

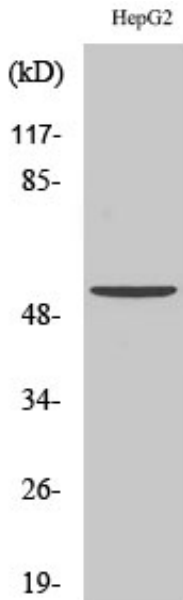
Nanjing BYabscience technology Co.,Ltd



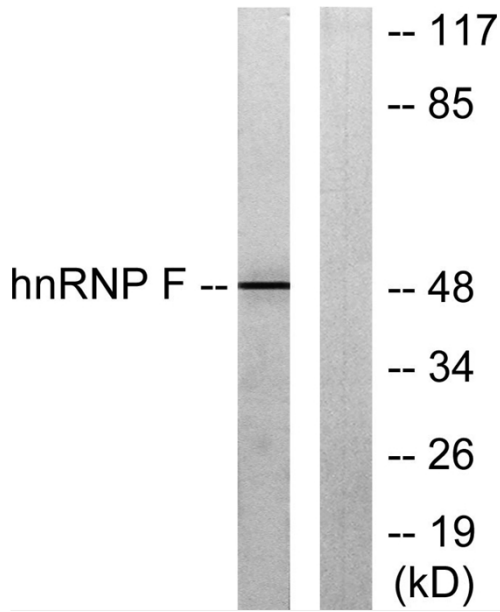
Products Images



Western Blot analysis of various cells using hnRNP F Polyclonal Antibody



Western Blot analysis of HepG2 cells using hnRNP F Polyclonal Antibody



Western blot analysis of lysates from HepG2 cells, using hnRNP F Antibody. The lane on the right is blocked with the synthesized peptide.