



ZNF785 Polyclonal Antibody

Catalog No	BYab-02205
Isotype	IgG
Reactivity	Human;Rat;Mouse;
Applications	WB;IHC;IF;ELISA
Gene Name	ZNF785
Protein Name	Zinc finger protein 785
Immunogen	The antiserum was produced against synthesized peptide derived from human ZNF785. AA range:91-140
Specificity	ZNF785 Polyclonal Antibody detects endogenous levels of ZNF785 protein.
Formulation	Liquid in PBS containing 50% glycerol, 0.5% BSA and 0.02% sodium azide.
Source	Polyclonal, Rabbit,IgG
Purification	The antibody was affinity-purified from rabbit antiserum by affinity-chromatography using epitope-specific immunogen.
Dilution	WB: 1/500 - 1/2000. IHC: 1/100 - 1/300. ELISA: 1/40000.. IF 1:50-200
Concentration	1 mg/ml
Purity	≥90%
Storage Stability	-20°C/1 year
Synonyms	ZNF785; Zinc finger protein 785
Observed Band	87kD
Cell Pathway	Nucleus .
Tissue Specificity	B-cell,Brain,Peripheral blood monocyte,Testis,
Function	function:May be involved in transcriptional regulation.,sequence caution:The predicted gene has been split into 2 genes: ZNF688 and ZNF785.,similarity:Belongs to the krueppel C2H2-type zinc-finger protein family.,similarity:Contains 1 KRAB domain.,similarity:Contains 2 C2H2-type zinc fingers.,similarity:Contains 7 C2H2-type zinc fingers.,
Background	function:May be involved in transcriptional regulation.,sequence caution:The predicted gene has been split into 2 genes: ZNF688 and ZNF785.,similarity:Belongs to the krueppel C2H2-type zinc-finger protein family.,similarity:Contains 1 KRAB domain.,similarity:Contains 2 C2H2-type zinc fingers.,similarity:Contains 7 C2H2-type zinc fingers.,

Nanjing BYabscience technology Co.,Ltd



matters needing attention

Avoid repeated freezing and thawing!

Usage suggestions

This product can be used in immunological reaction related experiments. For more information, please consult technical personnel.

Nanjing BYabscience technology Co.,Ltd


网址: www.njbybio.com

官方热线: 025-5229-8998

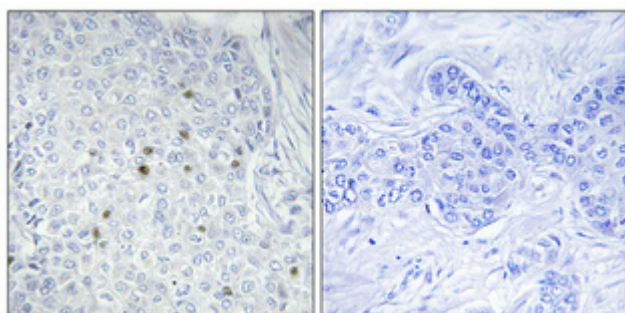
监督电话: 15950492658



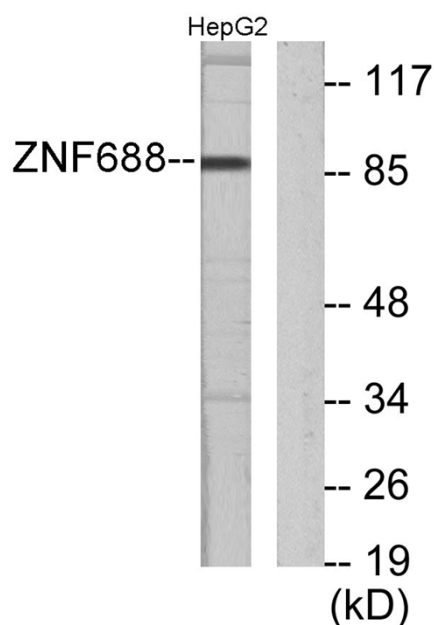
Products Images



Western Blot analysis of HepG2 cells using ZNF785 Polyclonal Antibody. Secondary antibody(catalog#:RS0002) was diluted at 1:20000 cells nucleus extracted by Minute TM Cytoplasmic and Nuclear Fractionation kit (SC-003, Invent biotech, MN, USA).



Immunohistochemical analysis of paraffin-embedded Human breast cancer. Antibody was diluted at 1:100(4° overnight). High-pressure and temperature Tris-EDTA, pH8.0 was used for antigen retrieval. Negative control (right) obtained from antibody was pre-absorbed by immunogen peptide.



Western blot analysis of lysates from HepG2 cells, using ZNF785 Antibody. The lane on the right is blocked with the synthesized peptide.

Nanjing BYabs science technology Co.,Ltd

网址: www.njbybio.com

官方热线: 025-5229-8998

监督电话: 15950492658