



DCAMKL3 Polyclonal Antibody

Catalog No	BYab-12713
Isotype	IgG
Reactivity	Human;Rat;Mouse;
Applications	WB;IHC;IF;ELISA
Gene Name	DCLK3
Protein Name	Serine/threonine-protein kinase DCLK3
Immunogen	The antiserum was produced against synthesized peptide derived from human DCLK3. AA range:291-340
Specificity	DCAMKL3 Polyclonal Antibody detects endogenous levels of DCAMKL3 protein.
Formulation	Liquid in PBS containing 50% glycerol, 0.5% BSA and 0.02% sodium azide.
Source	Polyclonal, Rabbit,IgG
Purification	The antibody was affinity-purified from rabbit antiserum by affinity-chromatography using epitope-specific immunogen.
Dilution	WB: 1/500 - 1/2000. IHC: 1/100 - 1/300. ELISA: 1/5000.. IF 1:50-200
Concentration	1 mg/ml
Purity	≥90%
Storage Stability	-20°C/1 year
Synonyms	DCLK3; DCAMKL3; DCDC3C; KIAA1765; Serine/threonine-protein kinase DCLK3; Doublecortin domain-containing protein 3C; Doublecortin-like and CAM kinase-like 3; Doublecortin-like kinase 3
Observed Band	73kD
Cell Pathway	Cytoplasm . Nucleus .
Tissue Specificity	Brain,
Function	catalytic activity:ATP + a protein = ADP + a phosphoprotein.,similarity:Belongs to the protein kinase superfamily.,similarity:Belongs to the protein kinase superfamily. CAMK Ser/Thr protein kinase family. CaMK subfamily.,similarity:Contains 1 protein kinase domain.,
Background	catalytic activity:ATP + a protein = ADP + a phosphoprotein.,similarity:Belongs to the protein kinase superfamily.,similarity:Belongs to the protein kinase superfamily. CAMK Ser/Thr protein kinase family. CaMK subfamily.,similarity:Contains 1 protein kinase domain.,

Nanjing BYabscience technology Co.,Ltd



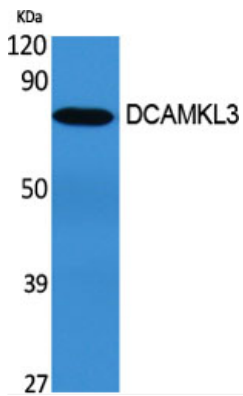
matters needing attention

Avoid repeated freezing and thawing!


Usage suggestions

This product can be used in immunological reaction related experiments. For more information, please consult technical personnel.

Products Images



Western Blot analysis of various cells using DCAMKL3 Polyclonal Antibody



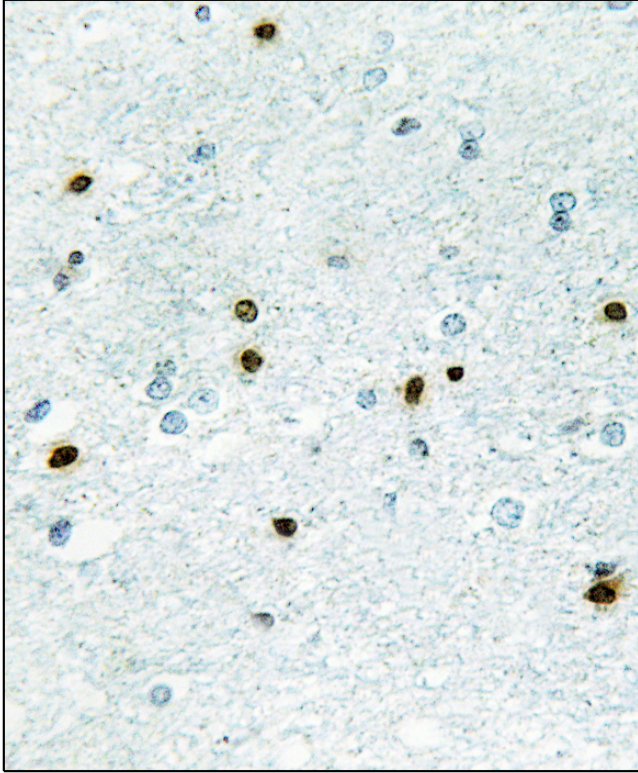
Western Blot analysis of Jurkat cells using DCAMKL3 Polyclonal Antibody

Nanjing BYabs science technology Co.,Ltd

网址: www.njbybio.com

官方热线: 025-5229-8998

监督电话: 15950492658



Immunohistochemistry analysis of paraffin-embedded human brain, using DCLK3 Antibody. The picture on the right is blocked with the synthesized peptide.