



NGF Polyclonal Antibody

Catalog No	BYab-12767
Isotype	IgG
Reactivity	Human;Mouse;Rat
Applications	WB;IHC;IF;ELISA
Gene Name	NGF
Protein Name	Beta-nerve growth factor
Immunogen	The antiserum was produced against synthesized peptide derived from human NGF. AA range:33-82
Specificity	NGF Polyclonal Antibody detects endogenous levels of NGF protein.
Formulation	Liquid in PBS containing 50% glycerol, 0.5% BSA and 0.02% sodium azide.
Source	Polyclonal, Rabbit,IgG
Purification	The antibody was affinity-purified from rabbit antiserum by affinity-chromatography using epitope-specific immunogen.
Dilution	Western Blot: 1/500 - 1/2000. IHC-p: 1:100-300 ELISA: 1/20000. IF 1:100-300 Not yet tested in other applications.
Concentration	1 mg/ml
Purity	≥90%
Storage Stability	-20°C/1 year
Synonyms	NGF; NGFB; Beta-nerve growth factor; Beta-NGF
Observed Band	27kD
Cell Pathway	Secreted . Endosome lumen . ProNGF is endocytosed after binding to the cell surface receptor formed by SORT1 and NGFR. .
Tissue Specificity	Brain,Epithelium,Eye,Leukocyte,
Function	disease:Defects in NGF are the cause of hereditary sensory and autonomic neuropathy type 5 (HSAN5) [MIM:608654]. The hereditary sensory and autonomic neuropathies are a genetically and clinically heterogeneous group of disorders characterized by degeneration of dorsal root and autonomic ganglion cells, and by sensory and/or autonomic abnormalities. HSAN5 patients manifest loss of pain perception and impaired temperature sensitivity, ulcers, and in some cases self-mutilation. The autonomic involvement is variable.,function:Nerve growth factor is important for the development and maintenance of the sympathetic and sensory nervous systems. It stimulates division and differentiation of sympathetic and embryonic sensory neurons.,online information:Nerve growth factor entry,similarity:Belongs to the NGF-beta

Nanjing BYabscience technology Co.,Ltd



family.,subunit:Homodimer.,

Background

This gene is a member of the NGF-beta family and encodes a secreted protein which homodimerizes and is incorporated into a larger complex. This protein has nerve growth stimulating activity and the complex is involved in the regulation of growth and the differentiation of sympathetic and certain sensory neurons. Mutations in this gene have been associated with hereditary sensory and autonomic neuropathy, type 5 (HSAN5), and dysregulation of this gene's expression is associated with allergic rhinitis. [provided by RefSeq, Jul 2008],

matters needing attention

Avoid repeated freezing and thawing!

Usage suggestions

This product can be used in immunological reaction related experiments. For more information, please consult technical personnel.

Nanjing BYabscience technology Co.,Ltd

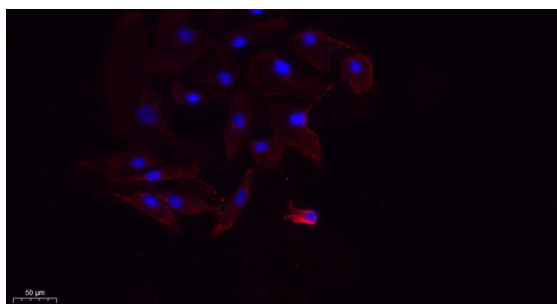
网址: www.njbybio.com

官方热线: 025-5229-8998

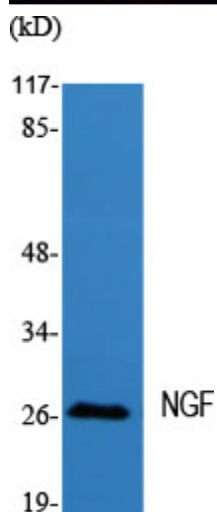
监督电话: 15950492658



Products Images



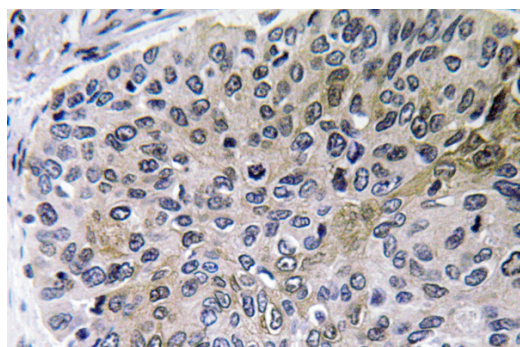
Immunofluorescence analysis of A549. 1, primary Antibody(red) was diluted at 1:200(4°C overnight). 2, Goat Anti Rabbit IgG (H&L) - Alexa Fluor 594 Secondary antibody was diluted at 1:1000(room temperature, 50min).3, Picture B: DAPI(blue) 10min.



Western Blot analysis of various cells using NGF Polyclonal Antibody diluted at 1:2000



Western Blot analysis of Jurkat cells using NGF Polyclonal Antibody diluted at 1:2000



Immunohistochemistry analysis of NGF antibody in paraffin-embedded human lung carcinoma tissue.

Nanjing BYabs science technology Co.,Ltd

网址: www.njbybio.com

官方热线: 025-5229-8998

监督电话: 15950492658



Western blot analysis of lysate from Jurkat cells, using NGF antibody.