



# SR-5A Polyclonal Antibody

Catalog No	BYab-12820
Isotype	IgG
Reactivity	Human;Rat;Mouse;
Applications	WB;IF;ELISA
Gene Name	HTR5A
Protein Name	5-hydroxytryptamine receptor 5A
Immunogen	The antiserum was produced against synthesized peptide derived from human HTR5A. AA range:15-64
Specificity	SR-5A Polyclonal Antibody detects endogenous levels of SR-5A protein.
Formulation	Liquid in PBS containing 50% glycerol, 0.5% BSA and 0.02% sodium azide.
Source	Polyclonal, Rabbit,IgG
Purification	The antibody was affinity-purified from rabbit antiserum by affinity-chromatography using epitope-specific immunogen.
Dilution	Western Blot: 1/500 - 1/2000. Immunofluorescence: 1/200 - 1/1000. ELISA: 1/10000. Not yet tested in other applications.
Concentration	1 mg/ml
Purity	≥90%
Storage Stability	-20°C/1 year
Synonyms	HTR5A; 5-hydroxytryptamine receptor 5A; 5-HT-5; 5-HT-5A; 5-HT5A; Serotonin receptor 5A
Observed Band	36kD
Cell Pathway	Cell membrane; Multi-pass membrane protein.
Tissue Specificity	Brain,Cerebellum,
Function	function:This is one of the several different receptors for 5-hydroxytryptamine (serotonin), a biogenic hormone that functions as a neurotransmitter, a hormone, and a mitogen. The activity of this receptor is mediated by G proteins.,similarity:Belongs to the G-protein coupled receptor 1 family.,
Background	The neurotransmitter serotonin (5-hydroxytryptamine, 5-HT) has been implicated in a wide range of psychiatric conditions and also has vasoconstrictive and vasodilatory effects. The gene described in this record is a member of 5-hydroxytryptamine (serotonin) receptor family and encodes a multi-pass membrane protein that functions as a receptor for 5-hydroxytryptamine and

Nanjing BYabscience technology Co.,Ltd



couples to G-proteins. This protein has been shown to function in part through the regulation of intracellular  $\text{Ca}^{2+}$  mobilization. [provided by RefSeq, Jul 2008],

**matters needing attention**

Avoid repeated freezing and thawing!

**Usage suggestions**

This product can be used in immunological reaction related experiments. For more information, please consult technical personnel.

Nanjing BYabscience technology Co.,Ltd

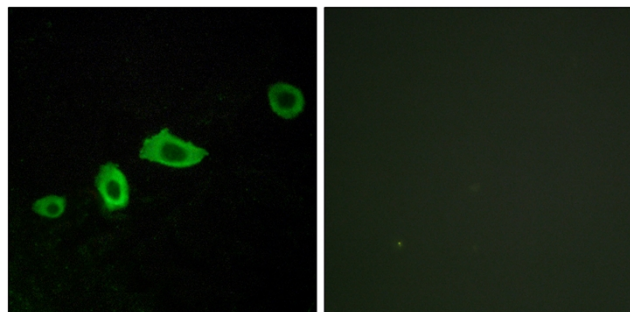
网址: [www.njbybio.com](http://www.njbybio.com)

官方热线: 025-5229-8998

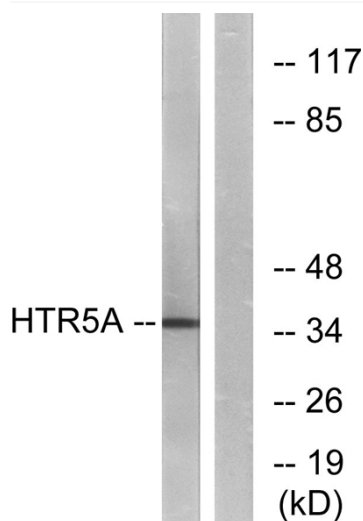
监督电话: 15950492658



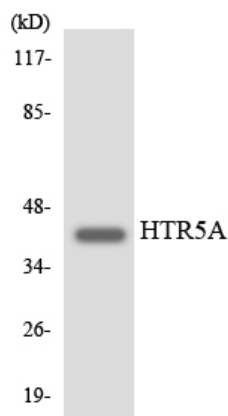
## Products Images



Immunofluorescence analysis of LOVO cells, using HTR5A Antibody. The picture on the right is blocked with the synthesized peptide.



Western blot analysis of lysates from Jurkat cells, using HTR5A Antibody. The lane on the right is blocked with the synthesized peptide.



Western blot analysis of the lysates from HepG2 cells using HTR5A antibody.

**Nanjing BYabs science technology Co.,Ltd**

网址: [www.njbybio.com](http://www.njbybio.com)

官方热线: 025-5229-8998

监督电话: 15950492658