



GPR108 Polyclonal Antibody

Catalog No	BYab-13284
Isotype	IgG
Reactivity	Human;Rat;Mouse;
Applications	WB;IF;ELISA
Gene Name	GPR108
Protein Name	Protein GPR108
Immunogen	The antiserum was produced against synthesized peptide derived from human GPR108. AA range:155-204
Specificity	GPR108 Polyclonal Antibody detects endogenous levels of GPR108 protein.
Formulation	Liquid in PBS containing 50% glycerol, 0.5% BSA and 0.02% sodium azide.
Source	Polyclonal, Rabbit,IgG
Purification	The antibody was affinity-purified from rabbit antiserum by affinity-chromatography using epitope-specific immunogen.
Dilution	Western Blot: 1/500 - 1/2000. Immunofluorescence: 1/200 - 1/1000. ELISA: 1/5000. Not yet tested in other applications.
Concentration	1 mg/ml
Purity	≥90%
Storage Stability	-20°C/1 year
Synonyms	GPR108; LUSTR2; Protein GPR108; Lung seven transmembrane receptor 2
Observed Band	60kD
Cell Pathway	Golgi apparatus, cis-Golgi network membrane ; Multi-pass membrane protein . Golgi apparatus, trans-Golgi network membrane ; Multi-pass membrane protein . Golgi apparatus membrane ; Multi-pass membrane protein . Colocalizes with TLR3, -7, -4, and -9. .
Tissue Specificity	Uterus,
Function	similarity:Belongs to the LU7TM family.,
Background	similarity:Belongs to the LU7TM family.,
matters needing attention	Avoid repeated freezing and thawing!

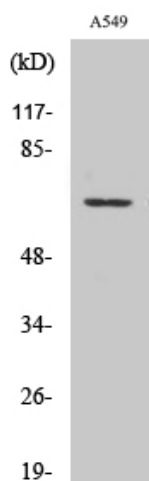
Nanjing BYabscience technology Co.,Ltd



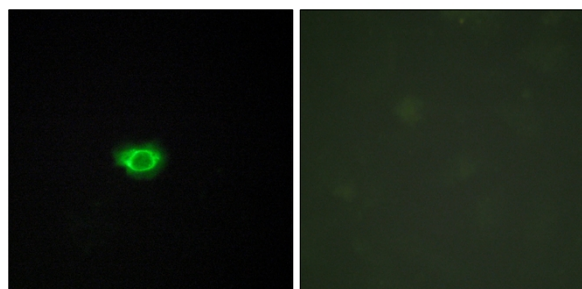
Usage suggestions

This product can be used in immunological reaction related experiments. For more information, please consult technical personnel.

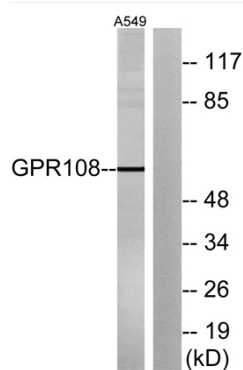
Products Images



Western Blot analysis of various cells using GPR108 Polyclonal Antibody



Immunofluorescence analysis of HUVEC cells, using GPR108 Antibody. The picture on the right is blocked with the synthesized peptide.



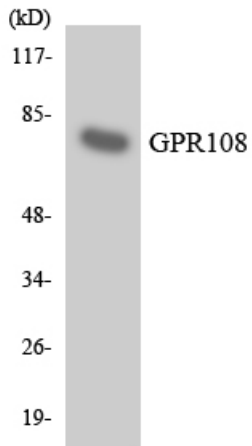
Western blot analysis of lysates from A549 cells, using GPR108 Antibody. The lane on the right is blocked with the synthesized peptide.

Nanjing BYabs science technology Co.,Ltd

网址: www.njbybio.com

官方热线: 025-5229-8998

监督电话: 15950492658



Western blot analysis of the lysates from HT-29 cells using GPR108 antibody.