



Ub (Acetyl Lys27) Polyclonal Antibody

Catalog No	BYab-02317
Isotype	IgG
Reactivity	Human;Mouse;Rat
Applications	WB;IHC;IF;ELISA
Gene Name	UBA52/RPS27A/UBB/UBC
Protein Name	Ubiquitin
Immunogen	Synthesized acetyl-peptide derived from the human Ub around the acetylation site of K27.
Specificity	Acetyl-Ub (K27) Polyclonal AntibodySynthesized peptide derived from the human Ub around the acetylation site of K27.
Formulation	Liquid in PBS containing 50% glycerol, 0.5% BSA and 0.02% sodium azide.
Source	Polyclonal, Rabbit,IgG
Purification	The antibody was affinity-purified from rabbit antiserum by affinity-chromatography using epitope-specific immunogen.
Dilution	WB: 1/500 - 1/2000. IHC-p: 1:100-300 ELISA: 1/20000.. IF 1:50-200
Concentration	1 mg/ml
Purity	≥90%
Storage Stability	-20°C/1 year
Synonyms	UBB; Polyubiquitin-B; UBC; Polyubiquitin-C; RPS27A; UBA80; UBCEP1; Ubiquitin-40S ribosomal protein S27a; Ubiquitin carboxyl extension protein 80; UBA52; UBCEP2; Ubiquitin-60S ribosomal protein L40; CEP52; Ubiquitin A-52 residue ribosomal protein fusion product 1
Observed Band	
Cell Pathway	[Ubiquitin]: Cytoplasm . Nucleus .; [60S ribosomal protein L40]: Cytoplasm .
Tissue Specificity	Brain,Epithelium,Fetal brain cortex,Liver,L
Function	function:Protein modifier which can be covalently attached to target lysines either as a monomer or as a lysine-linked polymer. Attachment to proteins as a Lys-48-linked polymer usually leads to their degradation by proteasome. Attachment to proteins as a monomer or as an alternatively linked polymer does not lead to proteasomal degradation and may be required for numerous functions, including maintenance of chromatin structure, regulation of gene expression, stress response, ribosome biogenesis and DNA repair.,miscellaneous:This

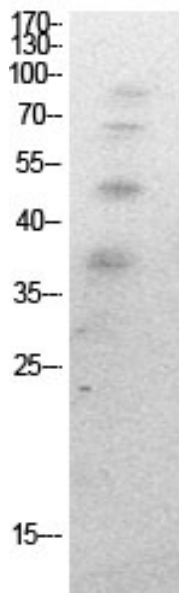
Nanjing BYabscience technology Co.,Ltd



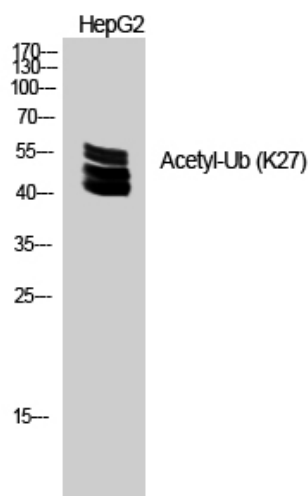
	<p>ribosomal protein is synthesized as a C-terminal extension protein (CEP) of ubiquitin.,miscellaneous:Ubiquitin is synthesized as a polyubiquitin precursor with exact head to tail repeats, the number of repeats differ between species and strains. In some species there is a final amino-acid after the last repeat, here in human a Val. Some ubiquitin genes contain a</p>
Background	<p>Ubiquitin is a highly conserved nuclear and cytoplasmic protein that has a major role in targeting cellular proteins for degradation by the 26S proteasome. It is also involved in the maintenance of chromatin structure, the regulation of gene expression, and the stress response. Ubiquitin is synthesized as a precursor protein consisting of either polyubiquitin chains or a single ubiquitin moiety fused to an unrelated protein. This gene encodes a fusion protein consisting of ubiquitin at the N terminus and ribosomal protein L40 at the C terminus, a C-terminal extension protein (CEP). Multiple processed pseudogenes derived from this gene are present in the genome. [provided by RefSeq, Jul 2008],</p>
matters needing attention	<p>Avoid repeated freezing and thawing!</p>
Usage suggestions	<p>This product can be used in immunological reaction related experiments. For more information, please consult technical personnel.</p>



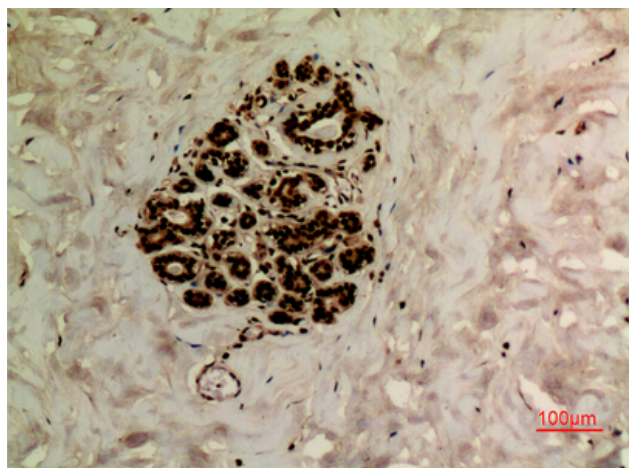
Products Images



Western Blot analysis of HeLa cells using Acetyl-Ub (K27) Polyclonal Antibody. Secondary antibody(catalog#:RS0002) was diluted at 1:20000



Western Blot analysis of HEPG2 cells using Acetyl-Ub (K27) Polyclonal Antibody. Secondary antibody(catalog#:RS0002) was diluted at 1:20000



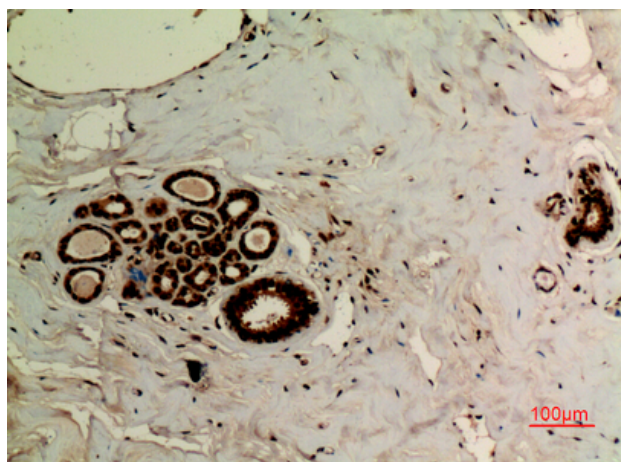
Immunohistochemical analysis of paraffin-embedded human-breast, antibody was diluted at 1:100

Nanjing BYabscience technology Co.,Ltd

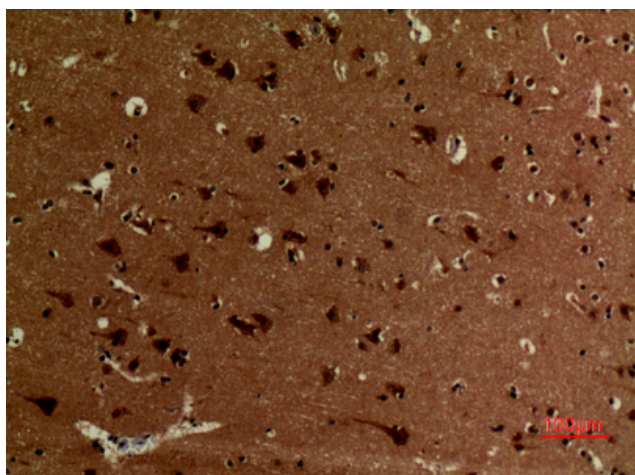
网址: www.njbybio.com

官方热线: 025-5229-8998

监督电话: 15950492658



Immunohistochemical analysis of paraffin-embedded human-breast, antibody was diluted at 1:100



Immunohistochemical analysis of paraffin-embedded human-brain, antibody was diluted at 1:100