



ABHD11 Polyclonal Antibody

Catalog No	BYab-02450
Isotype	IgG
Reactivity	Human;Rat;Mouse;
Applications	WB;ELISA
Gene Name	ABHD11
Protein Name	Abhydrolase domain-containing protein 11
Immunogen	The antiserum was produced against synthesized peptide derived from human ABHD11. AA range:161-210
Specificity	ABHD11 Polyclonal Antibody detects endogenous levels of ABHD11 protein.
Formulation	Liquid in PBS containing 50% glycerol, 0.5% BSA and 0.02% sodium azide.
Source	Polyclonal, Rabbit,IgG
Purification	The antibody was affinity-purified from rabbit antiserum by affinity-chromatography using epitope-specific immunogen.
Dilution	Western Blot: 1/500 - 1/2000. ELISA: 1/20000. Not yet tested in other applications.
Concentration	1 mg/ml
Purity	≥90%
Storage Stability	-20°C/1 year
Synonyms	ABHD11; WBSCR21; PP1226; Abhydrolase domain-containing protein 11; Williams-Beuren syndrome chromosomal region 21 protein
Observed Band	32kD
Cell Pathway	mitochondrion,
Tissue Specificity	Ubiquitously expressed.
Function	caution:It is uncertain whether Met-1 or Met-10 is the initiator.,sequence caution:Wrong choice of frame.,similarity:Belongs to the AB hydrolase superfamily.,tissue specificity:Ubiquitously expressed.,
Background	This gene encodes a protein containing an alpha/beta hydrolase fold domain. This gene is deleted in Williams syndrome, a multisystem developmental disorder caused by the deletion of contiguous genes at 7q11.23. [provided by RefSeq, Mar 2016],

Nanjing BYabscience technology Co.,Ltd

网址: www.njbybio.com

官方热线: 025-5229-8998

监督电话: 15950492658




matters needing attention

Avoid repeated freezing and thawing!

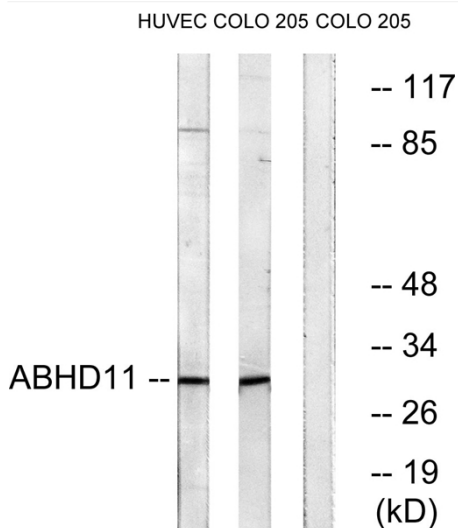
Usage suggestions

This product can be used in immunological reaction related experiments. For more information, please consult technical personnel.

Products Images



Western Blot analysis of various cells using ABHD11 Polyclonal Antibody



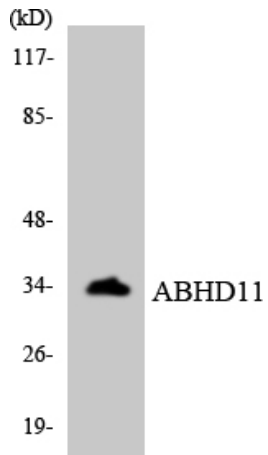
Western blot analysis of lysates from COLO and HUVEC cells, using ABHD11 Antibody. The lane on the right is blocked with the synthesized peptide.

Nanjing BYabs science technology Co.,Ltd

网址: www.njbybio.com

官方热线: 025-5229-8998

监督电话: 15950492658



Western blot analysis of the lysates from HeLa cells using ABHD11 antibody.