



PDK1 Polyclonal Antibody

Catalog No	BYab-02743
Isotype	IgG
Reactivity	Human;Mouse;Rat
Applications	WB;IHC
Gene Name	PDK1
Protein Name	[Pyruvate dehydrogenase [lipoamide]] kinase isozyme 1 mitochondrial
Immunogen	Synthesized peptide derived from PDK1 . at AA range: 80-160
Specificity	PDK1 Polyclonal Antibody detects endogenous levels of PDK1 protein.
Formulation	Liquid in PBS containing 50% glycerol, 0.5% BSA and 0.02% sodium azide.
Source	Polyclonal, Rabbit,IgG
Purification	The antibody was affinity-purified from rabbit antiserum by affinity-chromatography using epitope-specific immunogen.
Dilution	WB 1:500-2000;IHC-p 1:50-300
Concentration	1 mg/ml
Purity	≥90%
Storage Stability	-20°C/1 year
Synonyms	PDK1; PDHK1; [Pyruvate dehydrogenase [lipoamide]] kinase isozyme 1; mitochondrial; Pyruvate dehydrogenase kinase isoform 1
Observed Band	50kD
Cell Pathway	Mitochondrion matrix .
Tissue Specificity	Expressed predominantly in the heart. Detected at lower levels in liver, skeletal muscle and pancreas.
Function	catalytic activity:ATP + [pyruvate dehydrogenase (acetyl-transferring)] = ADP + [pyruvate dehydrogenase (acetyl-transferring)] phosphate.,function:Inhibits the mitochondrial pyruvate dehydrogenase complex by phosphorylation of the E1 alpha subunit, thus contributing to the regulation of glucose metabolism.,similarity:Belongs to the PDK/BCKDK protein kinase family.,similarity:Contains 1 histidine kinase domain.,tissue specificity:Expressed predominantly in the heart.,
Background	Pyruvate dehydrogenase (PDH) is a mitochondrial multienzyme complex that catalyzes the oxidative decarboxylation of pyruvate and is one of the major enzymes responsible for the regulation of homeostasis of carbohydrate fuels in

Nanjing BYabscience technology Co.,Ltd



mammals. The enzymatic activity is regulated by a phosphorylation/dephosphorylation cycle. Phosphorylation of PDH by a specific pyruvate dehydrogenase kinase (PDK) results in inactivation. Multiple alternatively spliced transcript variants have been found for this gene. [provided by RefSeq, Jun 2013],

matters needing attention

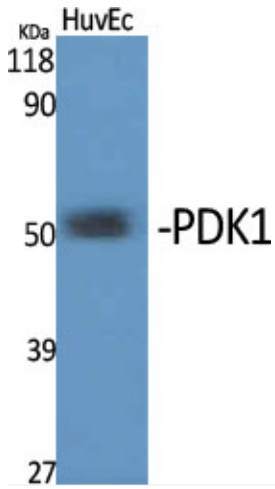
Avoid repeated freezing and thawing!

Usage suggestions

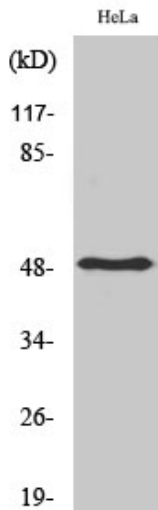
This product can be used in immunological reaction related experiments. For more information, please consult technical personnel.



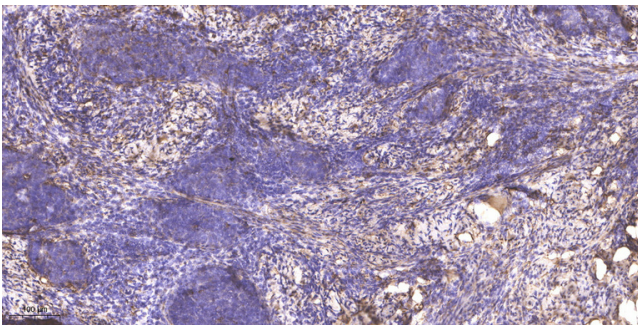
Products Images



Western Blot analysis of various cells using PDK1 Polyclonal Antibody



Western Blot analysis of Hela cells using PDK1 Polyclonal Antibody



Immunohistochemical analysis of paraffin-embedded human cervical carcinoma. 1, Antibody was diluted at 1:200(4° overnight). 2, Tris-EDTA,pH9.0 was used for antigen retrieval. 3,Secondary antibody was diluted at 1:200(room temperature, 45min).

Nanjing BYabs science technology Co.,Ltd

网址: www.njbybio.com

官方热线: 025-5229-8998

监督电话: 15950492658