




# ZADH2 Polyclonal Antibody

<b>Catalog No</b>	BYab-02844
<b>Isotype</b>	IgG
<b>Reactivity</b>	Human;Mouse;Rat
<b>Applications</b>	WB;IHC;IF;ELISA
<b>Gene Name</b>	ZADH2
<b>Protein Name</b>	Zinc-binding alcohol dehydrogenase domain-containing protein 2
<b>Immunogen</b>	The antiserum was produced against synthesized peptide derived from human ZADH2. AA range:191-240
<b>Specificity</b>	ZADH2 Polyclonal Antibody detects endogenous levels of ZADH2 protein.
<b>Formulation</b>	Liquid in PBS containing 50% glycerol, 0.5% BSA and 0.02% sodium azide.
<b>Source</b>	Polyclonal, Rabbit,IgG
<b>Purification</b>	The antibody was affinity-purified from rabbit antiserum by affinity-chromatography using epitope-specific immunogen.
<b>Dilution</b>	WB: 1/500 - 1/2000. IHC: 1/100 - 1/300. ELISA: 1/10000.. IF 1:50-200
<b>Concentration</b>	1 mg/ml
<b>Purity</b>	≥90%
<b>Storage Stability</b>	-20°C/1 year
<b>Synonyms</b>	ZADH2; Zinc-binding alcohol dehydrogenase domain-containing protein 2
<b>Observed Band</b>	45kD
<b>Cell Pathway</b>	Peroxisome .
<b>Tissue Specificity</b>	Brain,Testis,
<b>Function</b>	similarity:Belongs to the zinc-containing alcohol dehydrogenase family. Quinone oxidoreductase subfamily.,
<b>Background</b>	similarity:Belongs to the zinc-containing alcohol dehydrogenase family. Quinone oxidoreductase subfamily.,
<b>matters needing attention</b>	Avoid repeated freezing and thawing!
<b>Usage suggestions</b>	This product can be used in immunological reaction related experiments. For more information, please consult technical personnel.

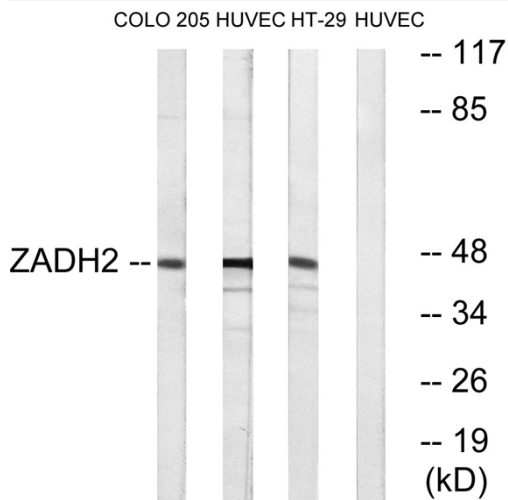
**Nanjing BYabscience technology Co.,Ltd**




## Products Images



Western Blot analysis of various cells using ZADH2 Polyclonal Antibody. Secondary antibody(catalog#:RS0002) was diluted at 1:20000



Western blot analysis of lysates from HUVEC, HT-29, and COLO cells, using ZADH2 Antibody. The lane on the right is blocked with the synthesized peptide.



Immunohistochemical analysis of paraffin-embedded human tonsil. 1, Antibody was diluted at 1:200(4° overnight). 2, Tris-EDTA,pH9.0 was used for antigen retrieval. 3,Secondary antibody was diluted at 1:200(room temperature, 30min).

**Nanjing BYabscience technology Co.,Ltd**

网址: [www.njbybio.com](http://www.njbybio.com)

官方热线: 025-5229-8998

监督电话: 15950492658



Nanjing BYabscience technology Co.,Ltd

网址: [www.njbybio.com](http://www.njbybio.com)

官方热线: 025-5229-8998

监督电话: 15950492658