



Annexin III Polyclonal Antibody

Catalog No	BYab-03703
Isotype	IgG
Reactivity	Human;Mouse
Applications	WB;IHC;IF;ELISA
Gene Name	ANXA3
Protein Name	Annexin A3
Immunogen	The antiserum was produced against synthesized peptide derived from human Annexin III. AA range:15-64
Specificity	Annexin III Polyclonal Antibody detects endogenous levels of Annexin III protein.
Formulation	Liquid in PBS containing 50% glycerol, 0.5% BSA and 0.02% sodium azide.
Source	Polyclonal, Rabbit,IgG
Purification	The antibody was affinity-purified from rabbit antiserum by affinity-chromatography using epitope-specific immunogen.
Dilution	WB: 1/500 - 1/2000. IHC: 1/100 - 1/300. ELISA: 1/5000.. IF 1:50-200
Concentration	1 mg/ml
Purity	≥90%
Storage Stability	-20°C/1 year
Synonyms	ANXA3; ANX3; Annexin A3; 35-alpha calcimedlin; Annexin III; Annexin-3; Inositol 1; 2-cyclic phosphate 2-phosphohydrolase; Lipocortin III; Placental anticoagulant protein III; PAP-III
Observed Band	36kD
Cell Pathway	cytoplasm,plasma membrane,membrane,axon,dendrite,phagocytic vesicle membrane,specific granule,neuronal cell body,extracellular exosome,
Tissue Specificity	Aorta endothelial cell,Cervix,Colon carcinoma,Platelet,
Function	domain:A pair of annexin repeats may form one binding site for calcium and phospholipid.,function:Inhibitor of phospholipase A2, also possesses anti-coagulant properties. Also cleaves the cyclic bond of inositol 1,2-cyclic phosphate to form inositol 1-phosphate.,similarity:Belongs to the annexin family.,similarity:Contains 4 annexin repeats.,
Background	This gene encodes a member of the annexin family. Members of this calcium-dependent phospholipid-binding protein family play a role in the regulation of cellular growth and in signal transduction pathways. This protein

Nanjing BYabscience technology Co.,Ltd



functions in the inhibition of phospholipase A2 and cleavage of inositol 1,2-cyclic phosphate to form inositol 1-phosphate. This protein may also play a role in anti-coagulation. [provided by RefSeq, Jul 2008],

matters needing attention

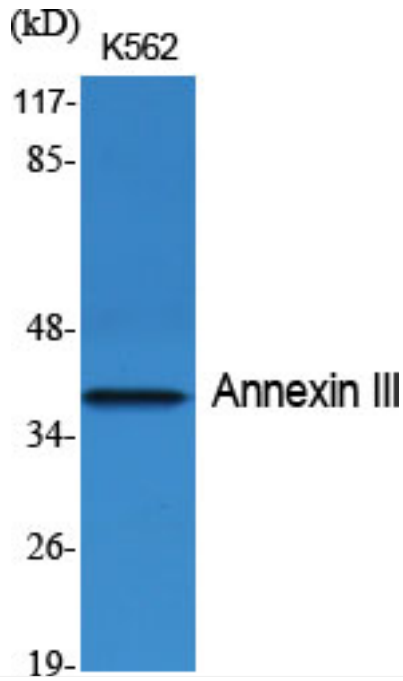
Avoid repeated freezing and thawing!

Usage suggestions


This product can be used in immunological reaction related experiments. For more information, please consult technical personnel.



Products Images



Western Blot analysis of various cells using Annexin III
Polyclonal Antibody diluted at 1:2000



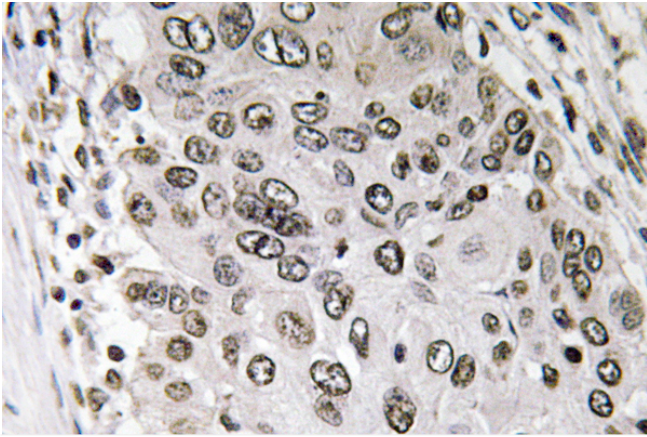
Western Blot analysis of HepG2 cells using Annexin III
Polyclonal Antibody diluted at 1:2000

Nanjing BYabs science technology Co.,Ltd

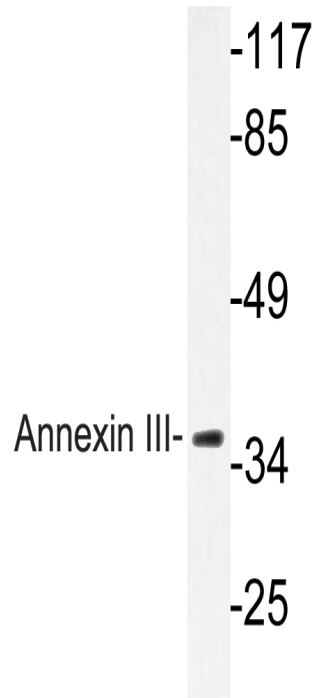
网址: www.njbybio.com

官方热线: 025-5229-8998

监督电话: 15950492658



Immunohistochemistry analysis of Annexin III antibody in paraffin-embedded human lung carcinoma tissue.



Western blot analysis of lysate from HepG2 cells, using Annexin III antibody.