



# DnaJB4 Polyclonal Antibody

<b>Catalog No</b>	BYab-03816
<b>Isotype</b>	IgG
<b>Reactivity</b>	Human;Mouse;Rat
<b>Applications</b>	WB;IHC;IF;ELISA
<b>Gene Name</b>	DNAJB4
<b>Protein Name</b>	DnaJ homolog subfamily B member 4
<b>Immunogen</b>	The antiserum was produced against synthesized peptide derived from human DNAJB4. AA range:91-140
<b>Specificity</b>	DnaJB4 Polyclonal Antibody detects endogenous levels of DnaJB4 protein.
<b>Formulation</b>	Liquid in PBS containing 50% glycerol, 0.5% BSA and 0.02% sodium azide.
<b>Source</b>	Polyclonal, Rabbit,IgG
<b>Purification</b>	The antibody was affinity-purified from rabbit antiserum by affinity-chromatography using epitope-specific immunogen.
<b>Dilution</b>	WB: 1/500 - 1/2000. IHC: 1/100 - 1/300. ELISA: 1/40000.. IF 1:50-200
<b>Concentration</b>	1 mg/ml
<b>Purity</b>	≥90%
<b>Storage Stability</b>	-20°C/1 year
<b>Synonyms</b>	DNAJB4; DNAJW; HLJ1; DnaJ homolog subfamily B member 4; Heat shock 40 kDa protein 1 homolog; HSP40 homolog; Heat shock protein 40 homolog; Human liver DnaJ-like protein
<b>Observed Band</b>	38kD
<b>Cell Pathway</b>	Cytoplasm . Cell membrane . Cytoplasmic according to PubMed:18837411 and membrane-associated according to PubMed:16542645.
<b>Tissue Specificity</b>	Expressed in heart, pancreas and skeletal muscle, and to a lesser extent in brain, placenta and liver.
<b>Function</b>	induction:By heat shock.,similarity:Contains 1 J domain.,
<b>Background</b>	The protein encoded by this gene is a molecular chaperone, tumor suppressor, and member of the heat shock protein-40 family. The encoded protein binds the cell adhesion protein E-cadherin and targets it to the plasma membrane. This protein also binds incorrectly folded E-cadherin and targets it for endoplasmic reticulum-associated degradation. This gene is a strong tumor suppressor for colorectal carcinoma, and downregulation of it may serve as a good biomarker for

**Nanjing BYabscience technology Co.,Ltd**



predicting patient outcomes. Several transcript variants encoding different isoforms have been found for this gene. [provided by RefSeq, Nov 2015],

**matters needing attention**

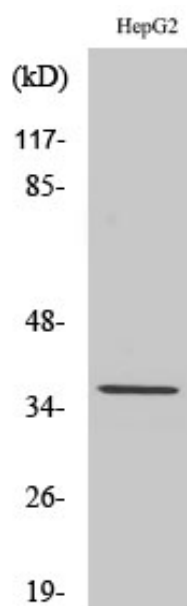
Avoid repeated freezing and thawing!

**Usage suggestions**

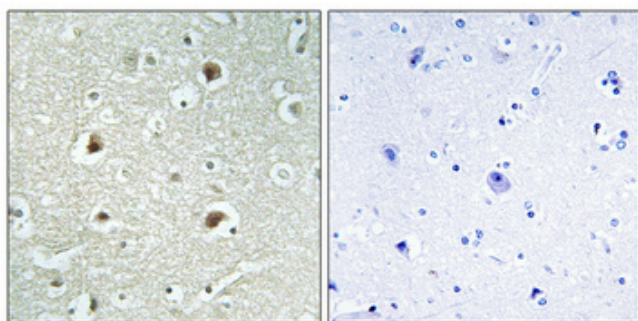
This product can be used in immunological reaction related experiments. For more information, please consult technical personnel.



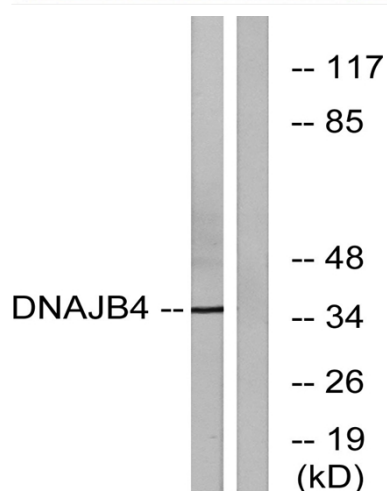
## Products Images



Western Blot analysis of various cells using DnaJB4 Polyclonal Antibody



Immunohistochemical analysis of paraffin-embedded Human brain. Antibody was diluted at 1:100(4° overnight). High-pressure and temperature Tris-EDTA,pH8.0 was used for antigen retrieval. Negative contrl (right) obtained from antibody was pre-absorbed by immunogen peptide.



Western blot analysis of lysates from HepG2 cells, using DNAJB4 Antibody. The lane on the right is blocked with the synthesized peptide.

Nanjing BYabs science technology Co.,Ltd

网址: [www.njbybio.com](http://www.njbybio.com)

官方热线: 025-5229-8998

监督电话: 15950492658