



OSM Polyclonal Antibody

Catalog No	BYab-10661
Isotype	IgG
Reactivity	Human;Rat;Mouse;
Applications	IHC;IF;ELISA
Gene Name	OSM
Protein Name	Oncostatin-M (OSM)
Immunogen	Synthetic peptide from human protein at AA range: 50-100
Specificity	The antibody detects endogenous OSM
Formulation	Liquid in PBS containing 50% glycerol, 0.5% BSA and 0.02% sodium azide.
Source	Polyclonal, Rabbit,IgG
Purification	The antibody was affinity-purified from rabbit antiserum by affinity-chromatography using epitope-specific immunogen.
Dilution	IHC-p 1:50-200, ELISA 1:10000-20000. IF 1:50-200
Concentration	1 mg/ml
Purity	≥90%
Storage Stability	-20°C/1 year
Synonyms	Oncostatin-M (OSM)
Observed Band	
Cell Pathway	Secreted.
Tissue Specificity	Lung,T-cell,
Function	function:Growth regulator. Inhibits the proliferation of a number of tumor cell lines. Stimulates proliferation of AIDS-KS cells. It regulates cytokine production, including IL-6, G-CSF and GM-CSF from endothelial cells. Uses both type I OSM receptor (heterodimers composed of LIPR and IL6ST) and type II OSM receptor (heterodimers composed of OSMR and IL6ST).,similarity:Belongs to the LIF/OSM family.,
Background	This gene encodes a member of the leukemia inhibitory factor/oncostatin-M (LIF/OSM) family of proteins. The encoded preproprotein is proteolytically processed to generate the mature protein. This protein is a secreted cytokine and growth regulator that inhibits the proliferation of a number of tumor cell lines. This protein also regulates the production of other cytokines, including interleukin 6,

Nanjing BYabscience technology Co.,Ltd



granulocyte-colony stimulating factor and granulocyte-macrophage colony stimulating factor in endothelial cells. This gene and the related gene, leukemia inhibitory factor, also present on chromosome 22, may have resulted from the duplication of a common ancestral gene. Alternative splicing results in multiple transcript variants, at least one of which encodes an isoform that is proteolytically processed. [provided by RefSeq, Jan 2016],

matters needing attention

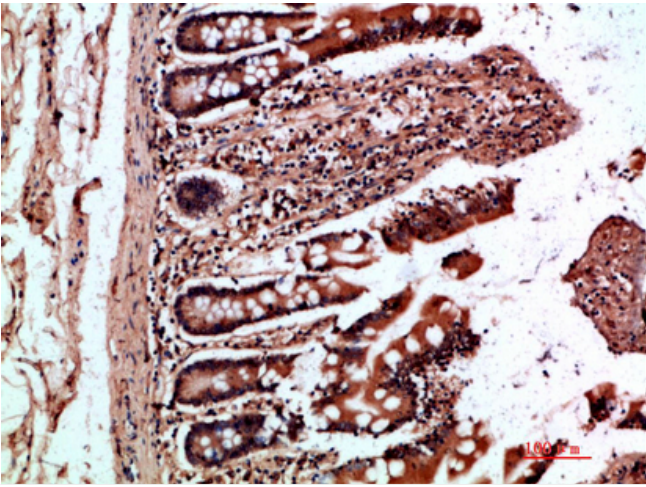
Avoid repeated freezing and thawing!

Usage suggestions

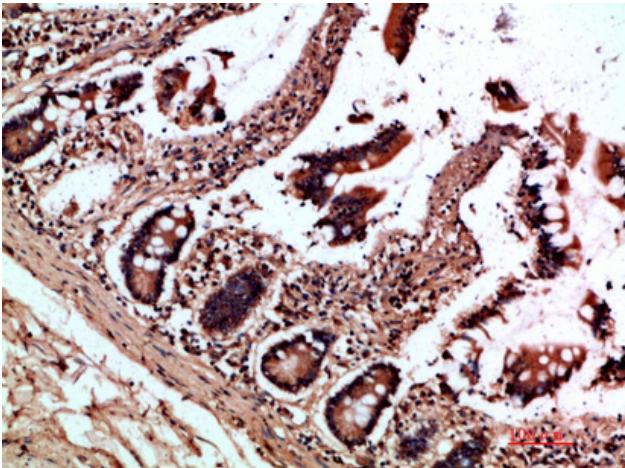
This product can be used in immunological reaction related experiments. For more information, please consult technical personnel.



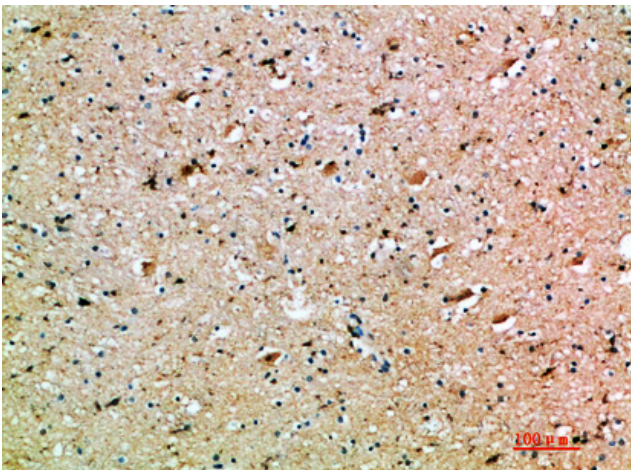
Products Images



Immunohistochemical analysis of paraffin-embedded human-colon, antibody was diluted at 1:200



Immunohistochemical analysis of paraffin-embedded human-colon, antibody was diluted at 1:200



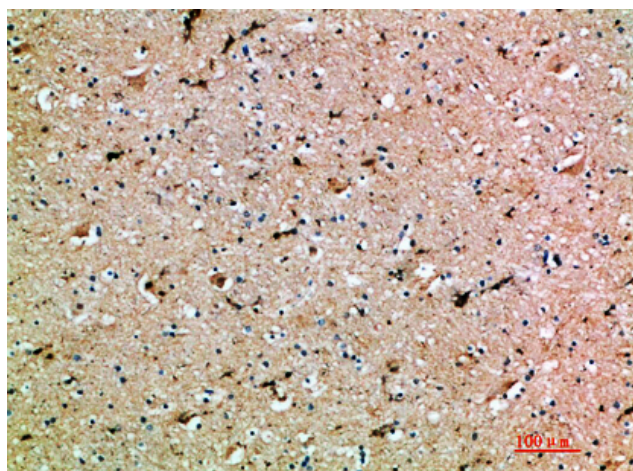
Immunohistochemical analysis of paraffin-embedded human-brain, antibody was diluted at 1:200

Nanjing BYabs science technology Co.,Ltd

网址: www.njbybio.com

官方热线: 025-5229-8998

监督电话: 15950492658



Immunohistochemical analysis of paraffin-embedded human-brain, antibody was diluted at 1:200