



Abin-2 Polyclonal Antibody

Catalog No	BYab-10712
Isotype	IgG
Reactivity	Human;Mouse;Rat
Applications	IHC;IF;ELISA
Gene Name	TNIP2 ABIN2 FLIP1
Protein Name	TNFAIP3-interacting protein 2 (A20-binding inhibitor of NF-kappa-B activation 2) (ABIN-2) (Fetal liver LKB1-interacting protein)
Immunogen	Synthetic peptide from human protein at AA range: 61-110
Specificity	The antibody detects endogenous Abin-2
Formulation	Liquid in PBS containing 50% glycerol, 0.5% BSA and 0.02% sodium azide.
Source	Polyclonal, Rabbit,IgG
Purification	The antibody was affinity-purified from rabbit antiserum by affinity-chromatography using epitope-specific immunogen.
Dilution	IHC-p 1:50-200, ELISA 1:10000-20000. IF 1:50-200
Concentration	1 mg/ml
Purity	≥90%
Storage Stability	-20°C/1 year
Synonyms	TNFAIP3-interacting protein 2 (A20-binding inhibitor of NF-kappa-B activation 2;ABIN-2;Fetal liver LKB1-interacting protein)
Observed Band	
Cell Pathway	Cytoplasm . Nucleus .
Tissue Specificity	Ubiquitously expressed in all tissues examined.
Function	function:Inhibits NF-kappa-B activation by blocking the interaction of RIPK1 with its downstream effector IKBKG. Forms a ternary complex with NFKB1 and MAP3K8 but appears to function upstream of MAP3K8 in the TLR4 signaling pathway that regulates MAP3K8 activation.,subunit:Interacts with STK11, TNFAIP3, IKBKG, NFKB1, MAP3K8 and RIPK1.,tissue specificity:Ubiquitously expressed in all tissues examined.,
Background	This gene encodes a protein which acts as an inhibitor of NFkappaB activation. The encoded protein is also involved in MAP/ERK signaling pathway in specific cell types. It may be involved in apoptosis of endothelial cells. Alternative splicing results in multiple transcript variants. A pseudogene related to this gene is located

Nanjing BYabscience technology Co.,Ltd



on the X chromosome.[provided by RefSeq, May 2014],

matters needing attention

Avoid repeated freezing and thawing!

Usage suggestions

This product can be used in immunological reaction related experiments. For more information, please consult technical personnel.

Nanjing BYabscience technology Co.,Ltd

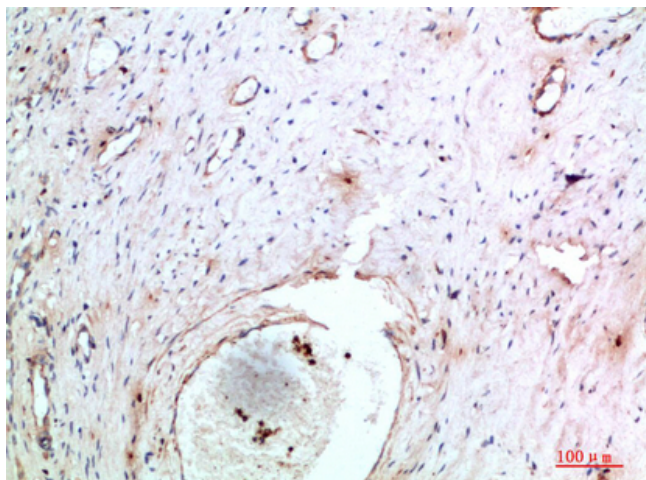
网址: www.njbybio.com

官方热线: 025-5229-8998

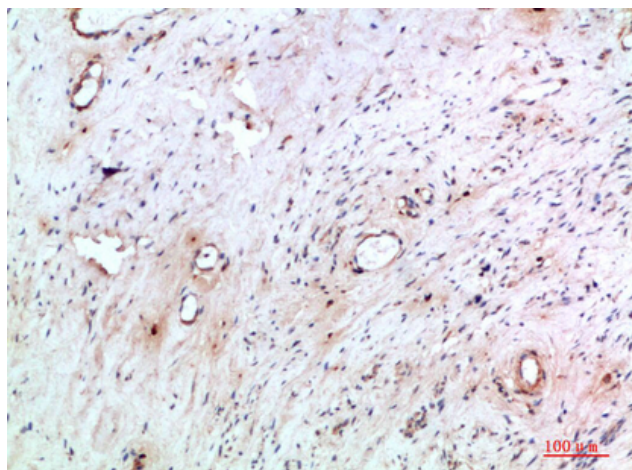
监督电话: 15950492658



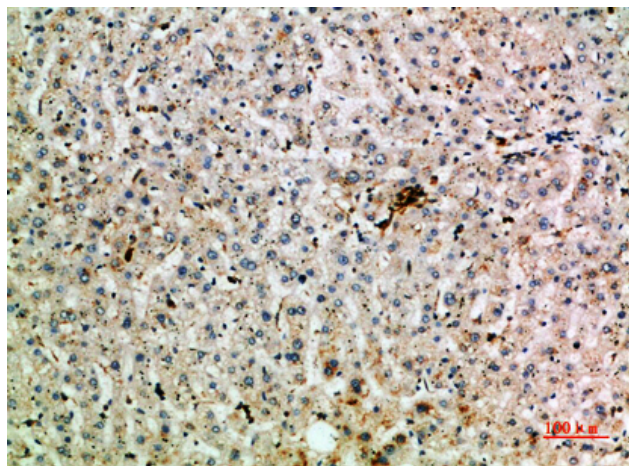
Products Images



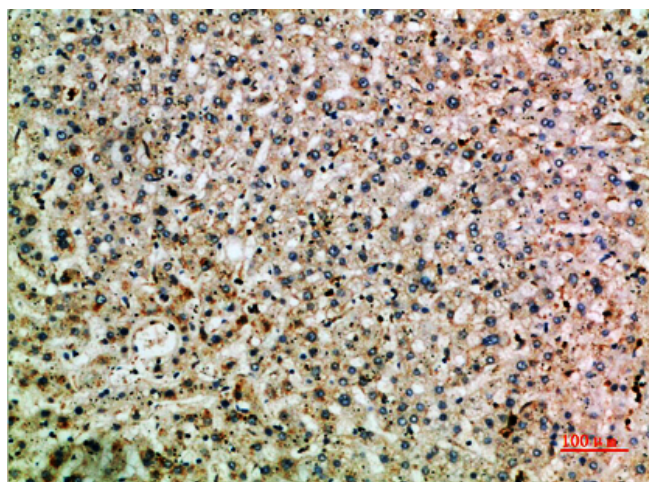
Immunohistochemical analysis of paraffin-embedded human-cervical-cancer, antibody was diluted at 1:200



Immunohistochemical analysis of paraffin-embedded human-cervical-cancer, antibody was diluted at 1:200



Immunohistochemical analysis of paraffin-embedded human-liver, antibody was diluted at 1:200



Immunohistochemical analysis of paraffin-embedded human-liver, antibody was diluted at 1:200