



CNOT3 rabbit pAb

Catalog No	BYab-17689
Isotype	IgG
Reactivity	Human;Mouse
Applications	WB
Gene Name	CNOT3 KIAA0691 LENG2 NOT3
Protein Name	CCR4-NOT transcription complex subunit 3 (CCR4-associated factor 3) (Leukocyte receptor cluster member 2)
Immunogen	TSynthesized peptide derived from human CNOT3
Specificity	This antibody detects endogenous levels of CNOT3 at Human, Mouse
Formulation	Liquid in PBS containing 50% glycerol, and 0.582% sodium azide.
Source	Polyclonal, Rabbit,IgG
Purification	The antibody was affinity-purified from rabbit antiserum by affinity-chromatography using epitope-specific immunogen.
Dilution	WB 1:500-2000
Concentration	1 mg/ml
Purity	≥90%
Storage Stability	-15°C to -25°C/1 year(Do not lower than -25°C)
Observed Band	83kD
Cellular localization	Cytoplasm . Nucleus . Cytoplasm, P-body . NANOS2 promotes its localization to P-body
Tissue expression	Ubiquitous. Highly expressed in brain, heart, thymus, spleen, kidney, liver, small intestine, lung and peripheral blood leukocytes.
Function	Component of the CCR4-NOT complex which is one of the major cellular mRNA deadenylases and is linked to various cellular processes including bulk mRNA degradation, miRNA-mediated repression, translational repression during translational initiation and general transcription regulation. Additional complex functions may be a consequence of its influence on mRNA expression. May be involved in metabolic regulation; may be involved in recruitment of the CCR4-NOT complex to deadenylation target mRNAs involved in energy metabolism. Involved in mitotic progression and regulation of the spindle assembly checkpoint by regulating the stability of MAD1L1 mRNA. Can repress transcription and may link the CCR4-NOT complex to transcriptional regulation; the repressive function may involve histone deacetylases. Involved in the maintenance of embryonic stem (ES) cell identity.

Nanjing BYabscience technology Co.,Ltd



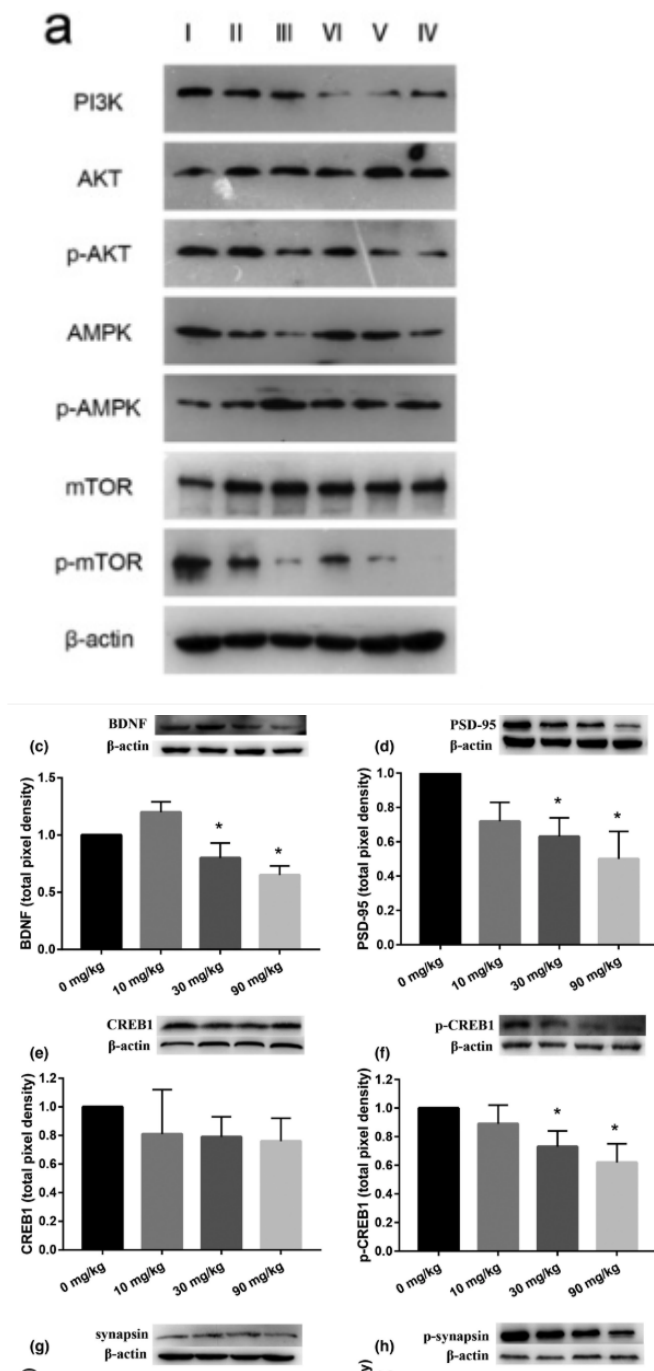
matters needing attention

Avoid repeated freezing and thawing!

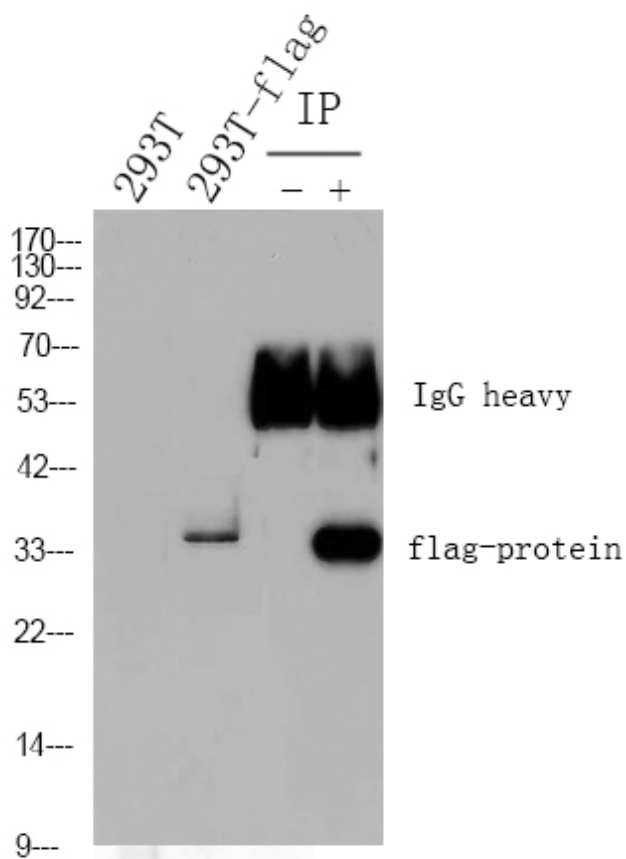
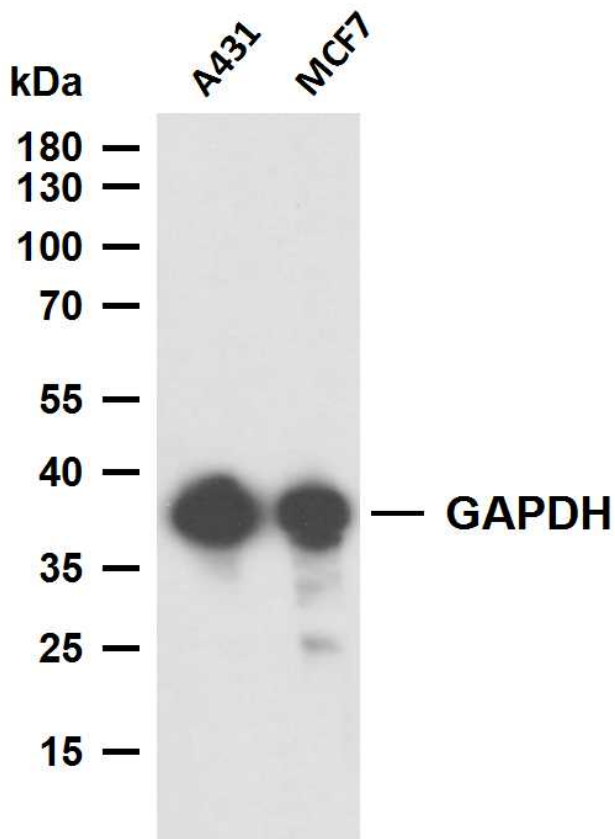
Usage suggestions

This product can be used in immunological reaction related experiments. For more information, please consult technical personnel.

Products Images



Nanjing BYabscience technology Co.,Ltd



Nanjing BYabs science technology Co.,Ltd

网址: www.njbybio.com

官方热线: 025-5229-8998

监督电话: 15950492658