



# TGFBI Rabbit mAb

Catalog No	BYab-17700
Isotype	IgG
Reactivity	Human,Mouse,Rat
Applications	WB,IHC-P
Gene Name	TGFBI
Alternative Names	Beta ig; Beta ig h3; Beta ig-h3; BGH3_HUMAN; Big h3; BIGH3; CDB1; CDG2; CDGG1; CSD; CSD1; CSD2; CSD3; EBMD; Kerato epithelin; Kerato-epithelin; LCD1
Research Field	Signal Transduction
Product Categories	Primary antibody
Host	Rabbit
Dilution Ratio	WB: 1/500-1/1000 IHC: 1/50-1/100
Molecular Weight	Calculated MW: 75 kDa; Observed MW: 68 kDa
Clonality	Monoclonal Antibody
Clonality No.	R01-1B9
Immunogen	A synthesized peptide derived from human TGFBI
Purification	Affinity Chromatography
Conjugation	Unconjugated
Modification	Unmodified
Form	Liquid
Buffer System	Rabbit IgG in phosphate buffered saline , pH 7.4, 150mM NaCl, 0.02% sodium azide and 50% glycerol.
Storage	Store at 4°C short term. Aliquot and store at -20°C long term. Avoid freeze/thaw cycles.
Background	TGFBI is a RGD-containing protein that binds to type I, II and IV collagens. The RGD motif is found in many extracellular matrix proteins modulating cell adhesion and serves as a ligand recognition sequence for several integrins. TGFBI plays a role in cell-collagen interactions and may be involved in endochondrial bone formation in cartilage. TGFBI is induced by transforming growth factor-beta and acts to inhibit cell adhesion.
matters needing attention	Avoid repeated freezing and thawing!

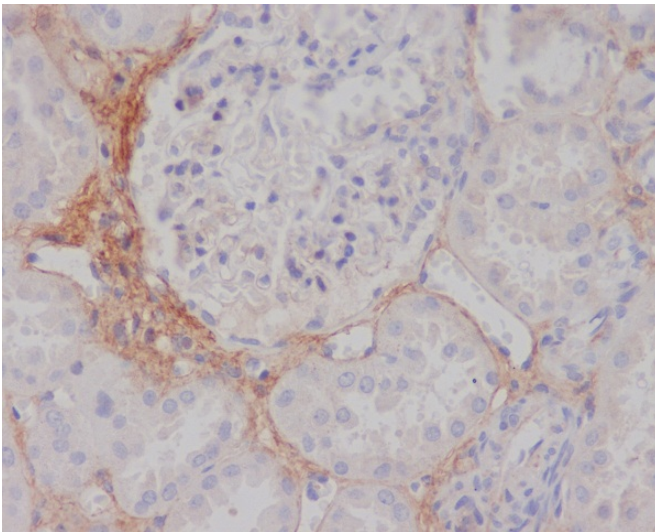
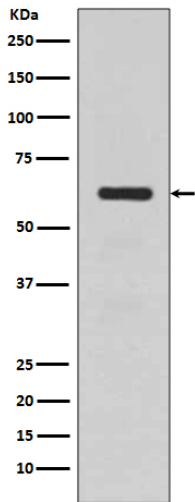
Nanjing BYabscience technology Co.,Ltd



### Usage suggestions

This product can be used in immunological reaction related experiments. For more information, please consult technical personnel.

### Products Images



Nanjing BYabs science technology Co.,Ltd

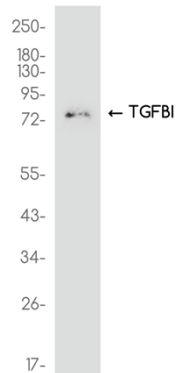
网址: [www.njbybio.com](http://www.njbybio.com)

官方热线: 025-5229-8998

监督电话: 15950492658



Mouse small intestine



Nanjing BYabscience technology Co.,Ltd

网址: [www.njbybio.com](http://www.njbybio.com)

官方热线: 025-5229-8998

监督电话: 15950492658