



FGF2 Rabbit pAb

Catalog No	BYab-17753
Isotype	IgG
Reactivity	Human,Mouse,Rat
Applications	WB,IHC-P,ELISA
Gene Name	FGF2
Alternative Names	FGF2; FGFB; Fibroblast growth factor 2; FGF-2; Basic fibroblast growth factor; bFGF; Heparin-binding growth factor 2; HBGF-2
Research Field	Cardiovascular
Product Categories	Primary antibody
Host	Rabbit
Molecular Weight	Calculated MW: 31 kDa; Observed MW: 31 kDa
Clonality	Polyclonal Antibody
Clonality No.	-
Dilution	WB: 1/500-1/1000 IHC: 1/50-1/100 ELISA: 1/10000
Immunogen	The antiserum was produced against synthesized peptide derived from the Internal region of human FGF2.
Purification	Affinity Purified
Conjugation	Unconjugated
Modification	Unmodified
Form	Liquid
Buffer System	Liquid in PBS containing 50% glycerol, 0.5% BSA and 0.02% sodium azide, pH 7.3.
Concentration	1 mg/ml
Purity	≥90%
Storage	Store at 4°C short term. Aliquot and store at -20°C long term. Avoid freeze/thaw cycles.
Background	Plays an important role in the regulation of cell survival, cell division, angiogenesis, cell differentiation and cell migration. Functions as potent mitogen in vitro. Can induce angiogenesis.

Nanjing BYabscience technology Co.,Ltd

网址: www.njbybio.com

官方热线: 025-5229-8998

监督电话: 15950492658



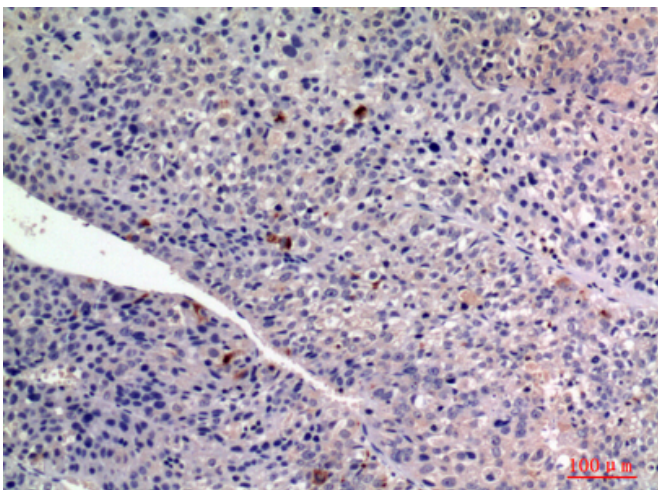
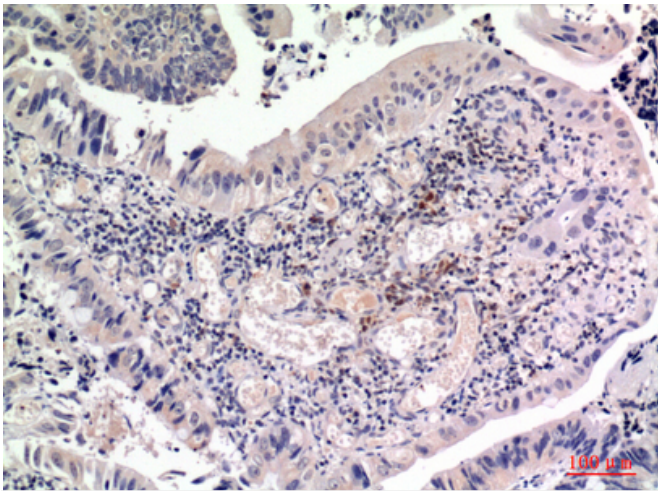
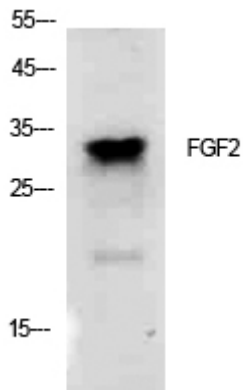
matters needing attention

Avoid repeated freezing and thawing!

Usage suggestions

This product can be used in immunological reaction related experiments. For more information, please consult technical personnel.

Products Images



Nanjing BYabs science technology Co.,Ltd

网址: www.njbybio.com

官方热线: 025-5229-8998

监督电话: 15950492658