



Alkaline Phosphatase Rabbit mAb

Catalog No	BYab-17770
Isotype	IgG
Reactivity	Human,Rat
Applications	WB,IHC-F,IHC-P,ICC/IF,IP
Gene Name	ALPL
Alternative Names	ALPL; Alkaline phosphatase; tissue-nonspecific isozyme; AP-TNAP; TNSALP; Alkaline phosphatase liver/bone/kidney isozyme
Research Field	Cell Biology
Product Categories	Primary antibody
Host	Rabbit
Molecular Weight	Calculated MW: 57 kDa; Observed MW: 75 kDa
Clonality	Monoclonal Antibody
Clonality No.	R08-6H0
Dilution	WB: 1/500-1/1000 IHC: 1/50-1/100 IF: 1/50-1/200 IP: 1/20
Immunogen	A synthetic peptide of human Alkaline Phosphatase, Tissue Non-Specific
Purification	Affinity Purified
Conjugation	Unconjugated
Modification	Unmodified
Form	Liquid
Buffer System	50mM Tris-Glycine(pH 7.4), 0.15M NaCl, 40% Glycerol, 0.01% Sodium azide and 0.05% BSA
Concentration	1 mg/ml
Purity	≥90%
Storage	Store at 4°C short term. Aliquot and store at -20°C long term. Avoid freeze/thaw cycles.
Background	There are at least four distinct but related alkaline phosphatases: intestinal, placental, placental-like, and liver/bone/kidney (tissue non-specific). The first three are located together on chromosome 2, while the tissue non-specific form is located on chromosome 1. The product of this gene is a membrane bound glycosylated enzyme that is not expressed in any particular tissue and is,

Nanjing BYabscience technology Co.,Ltd



therefore, referred to as the tissue-nonspecific form of the enzyme.

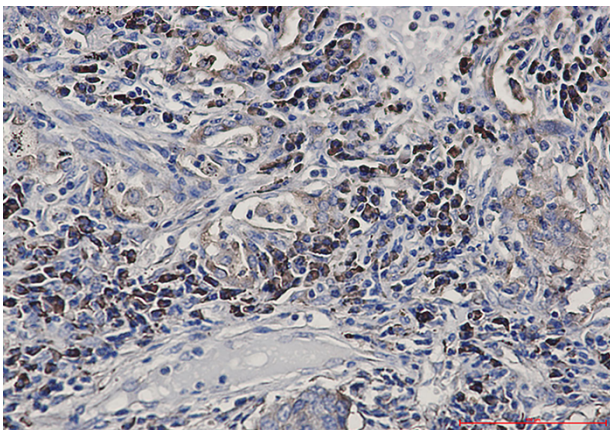
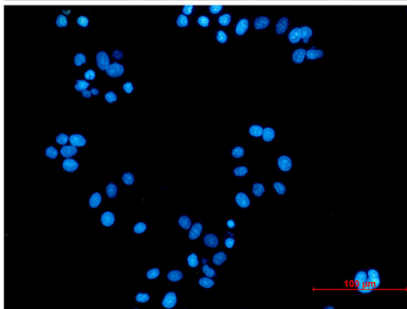
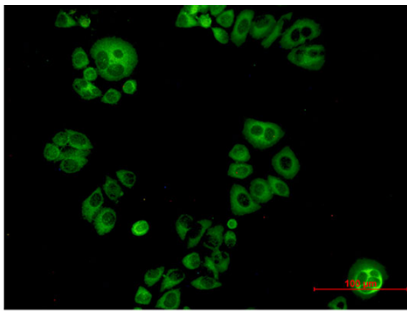
matters needing attention

Avoid repeated freezing and thawing!

Usage suggestions

This product can be used in immunological reaction related experiments. For more information, please consult technical personnel.

Products Images



Nanjing BYabscience technology Co.,Ltd

网址: www.njbybio.com

官方热线: 025-5229-8998

监督电话: 15950492658

