



RST Mouse mAb

Catalog No	BYab-17783
Isotype	Mouse IgG1
Reactivity	Human,Mouse
Applications	WB,IHC-P,FC,ELISA
Gene Name	SLC22A12
Alternative Names	RST; OAT4L; URAT1
Research Field	Signal Transduction
Product Categories	Primary antibody
Host	Mouse
Molecular Weight	Calculated MW: 60 kDa;Observed MW: 60 kDa
Clonality	Monoclonal Antibody
Clonality No.	2B8-N2-L3
Dilution	WB: 1/500-1/1000 IHC: 1/100-1/200 FC: 1/50-1/100 ELISA: 1/10000
Immunogen	Purified recombinant fragment of human SLC22A12 expressed in E. Coli.
Purification	Affinity Purified
Conjugation	Unconjugated
Modification	Unmodified
Form	Liquid
Buffer System	Purified antibody in PBS with 0.05% sodium azide
Concentration	1 mg/ml
Purity	≥90%
Storage	Store at 4°C short term. Aliquot and store at -20°C long term. Avoid freeze/thaw cycles.
Background	The protein encoded by this gene is a member of the organic anion transporter (OAT) family, and it acts as a urate transporter to regulate urate levels in blood. This protein is an integral membrane protein primarily found in epithelial cells of the proximal tubule of the kidney. An elevated level of serum urate, hyperuricemia, is associated with increased incidences of gout, and mutations in this gene cause

Nanjing BYabscience technology Co.,Ltd



renal hypouricemia type 1. Alternative splicing results in multiple transcript variants.

matters needing attention

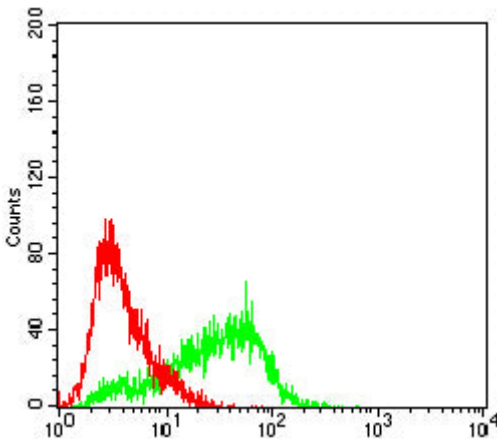
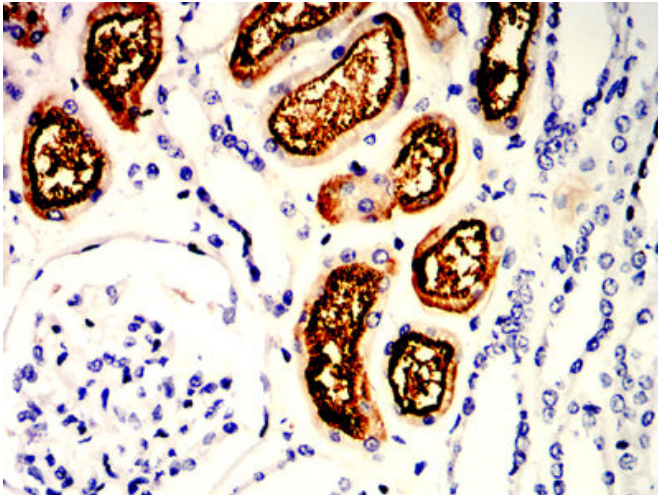
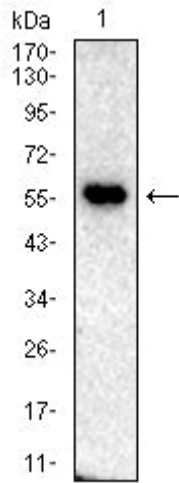
Avoid repeated freezing and thawing!

Usage suggestions

This product can be used in immunological reaction related experiments. For more information, please consult technical personnel.



Products Images



Nanjing BYabs science technology Co.,Ltd

网址: www.njbybio.com

官方热线: 025-5229-8998

监督电话: 15950492658