



Olfactory receptor 10G7 Polyclonal Antibody

| | |
|---------------------------|---|
| Catalog No | BYab-13443 |
| Isotype | IgG |
| Reactivity | Human;Rat;Mouse; |
| Applications | WB;IF;ELISA |
| Gene Name | OR10G7 |
| Protein Name | Olfactory receptor 10G7 |
| Immunogen | The antiserum was produced against synthesized peptide derived from human OR10G7. AA range:234-283 |
| Specificity | Olfactory receptor 10G7 Polyclonal Antibody detects endogenous levels of Olfactory receptor 10G7 protein. |
| Formulation | Liquid in PBS containing 50% glycerol, 0.5% BSA and 0.02% sodium azide. |
| Source | Polyclonal, Rabbit,IgG |
| Purification | The antibody was affinity-purified from rabbit antiserum by affinity-chromatography using epitope-specific immunogen. |
| Dilution | Western Blot: 1/500 - 1/2000. Immunofluorescence: 1/200 - 1/1000. ELISA: 1/10000. Not yet tested in other applications. |
| Concentration | 1 mg/ml |
| Purity | ≥90% |
| Storage Stability | -20°C/1 year |
| Synonyms | OR10G7; Olfactory receptor 10G7; Olfactory receptor OR11-283 |
| Observed Band | 38kD |
| Cell Pathway | Cell membrane; Multi-pass membrane protein. |
| Tissue Specificity | |
| Function | function:Odorant receptor .,similarity:Belongs to the G-protein coupled receptor 1 family., |
| Background | Olfactory receptors interact with odorant molecules in the nose, to initiate a neuronal response that triggers the perception of a smell. The olfactory receptor proteins are members of a large family of G-protein-coupled receptors (GPCR) arising from single coding-exon genes. Olfactory receptors share a 7-transmembrane domain structure with many neurotransmitter and hormone receptors and are responsible for the recognition and G protein-mediated transduction of odorant signals. The olfactory receptor gene family is the largest in the genome. The nomenclature assigned to the olfactory receptor genes and |

Nanjing BYabscience technology Co.,Ltd



proteins for this organism is independent of other organisms. [provided by RefSeq, Jul 2008],

matters needing attention

Avoid repeated freezing and thawing!

Usage suggestions

This product can be used in immunological reaction related experiments. For more information, please consult technical personnel.

Nanjing BYabscience technology Co.,Ltd

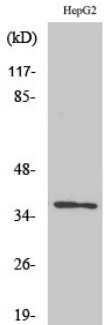
网址: www.njbybio.com

官方热线: 025-5229-8998

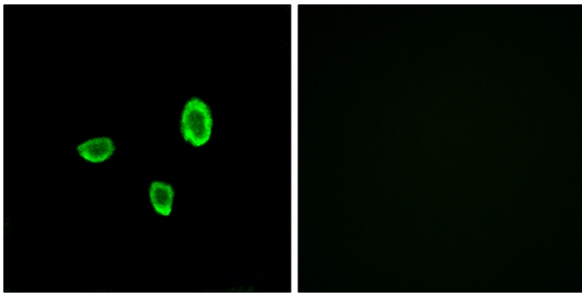
监督电话: 15950492658



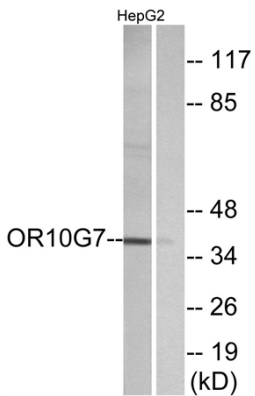
Products Images



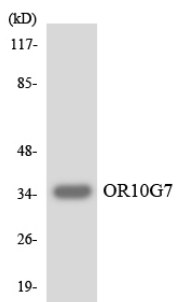
Western Blot analysis of various cells using Olfactory receptor 10G7 Polyclonal Antibody



Immunofluorescence analysis of A549 cells, using OR10G7 Antibody. The picture on the right is blocked with the synthesized peptide.



Western blot analysis of lysates from HepG2 cells, using OR10G7 Antibody. The lane on the right is blocked with the synthesized peptide.



Western blot analysis of the lysates from HUVEC cells using OR10G7 antibody.

Nanjing BYabscience technology Co.,Ltd

网址: www.njbybio.com

官方热线: 025-5229-8998

监督电话: 15950492658