



# CD168 Polyclonal Antibody

<b>Catalog No</b>	BYab-13761
<b>Isotype</b>	IgG
<b>Reactivity</b>	Human;Rat;Mouse;
<b>Applications</b>	WB;IHC;IF;ELISA
<b>Gene Name</b>	HMMR IHABP RHAMM
<b>Protein Name</b>	Hyaluronan mediated motility receptor (Intracellular hyaluronic acid-binding protein) (Receptor for hyaluronan-mediated motility) (CD antigen CD168)
<b>Immunogen</b>	Synthetic peptide from human protein at AA range: 280-340
<b>Specificity</b>	The antibody detects endogenous CD168
<b>Formulation</b>	Liquid in PBS containing 50% glycerol, 0.5% BSA and 0.02% sodium azide.
<b>Source</b>	Polyclonal, Rabbit,IgG
<b>Purification</b>	The antibody was affinity-purified from rabbit antiserum by affinity-chromatography using epitope-specific immunogen.
<b>Dilution</b>	WB 1:500-2000,IHC-p 1:500-200, ELISA 1:10000-20000. IF 1:50-200
<b>Concentration</b>	1 mg/ml
<b>Purity</b>	≥90%
<b>Storage Stability</b>	-20°C/1 year
<b>Synonyms</b>	Hyaluronan mediated motility receptor (Intracellular hyaluronic acid-binding protein;Receptor for hyaluronan-mediated motility;CD antigen CD168)
<b>Observed Band</b>	84kD
<b>Cell Pathway</b>	Cell surface . Cytoplasm . Cytoplasm, cytoskeleton, spindle .
<b>Tissue Specificity</b>	Expressed in testis (PubMed:22965910). Expressed in the breast (PubMed:8890751).
<b>Function</b>	function:Involved in cell motility. When hyaluronan binds to HMMR, the phosphorylation of a number of proteins, including the focal adhesion kinase occurs. May also be involved in cellular transformation and metastasis formation, and in regulating extracellular-regulated kinase (ERK) activity.,subunit:Subunit of the HARC complex.,tissue specificity:Expressed in breast cancer cell lines and in normal breast tissue.,
<b>Background</b>	The protein encoded by this gene is involved in cell motility. It is expressed in breast tissue and together with other proteins, it forms a complex with BRCA1 and BRCA2, thus is potentially associated with higher risk of breast cancer. Alternatively spliced transcript variants encoding different isoforms have been

**Nanjing BYabscience technology Co.,Ltd**



noted for this gene. [provided by RefSeq, Dec 2008],

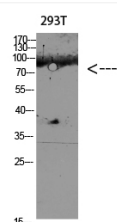
#### matters needing attention

Avoid repeated freezing and thawing!

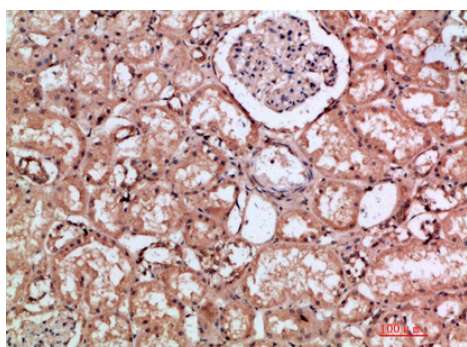
#### Usage suggestions

This product can be used in immunological reaction related experiments. For more information, please consult technical personnel.

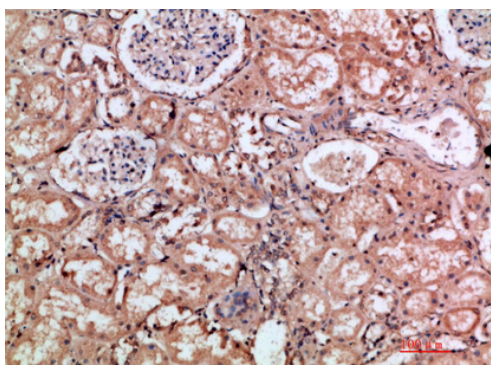
## Products Images



Western blot analysis of 293T lysate, antibody was diluted at 1000. Secondary antibody(catalog#:RS0002) was diluted at 1:20000



Immunohistochemical analysis of paraffin-embedded human-kidney, antibody was diluted at 1:200



Immunohistochemical analysis of paraffin-embedded human-kidney, antibody was diluted at 1:200

**Nanjing BYabs science technology Co.,Ltd**

网址: [www.njbybio.com](http://www.njbybio.com)

官方热线: 025-5229-8998

监督电话: 15950492658