



Mic-1 Polyclonal Antibody

Catalog No	BYab-13945
Isotype	IgG
Reactivity	Human;Mouse
Applications	WB;ELISA;IHC
Gene Name	C18orf8
Protein Name	Uncharacterized protein C18orf8
Immunogen	The antiserum was produced against synthesized peptide derived from human MIC1. AA range:591-640
Specificity	Mic-1 Polyclonal Antibody detects endogenous levels of Mic-1 protein.
Formulation	Liquid in PBS containing 50% glycerol, 0.5% BSA and 0.02% sodium azide.
Source	Polyclonal, Rabbit,IgG
Purification	The antibody was affinity-purified from rabbit antiserum by affinity-chromatography using epitope-specific immunogen.
Dilution	WB 1:500-2000;IHC-p 1:50-300; ELISA 2000-20000
Concentration	1 mg/ml
Purity	≥90%
Storage Stability	-20°C/1 year
Synonyms	C18orf8; MIC1; Uncharacterized protein C18orf8; Colon cancer-associated protein Mic1; Mic-1
Observed Band	75kD
Cell Pathway	Lysosome membrane . Late endosome membrane .
Tissue Specificity	Colon carcinoma,Epithelium,Lung,Synovium,
Function	similarity:Contains 1 Mic1 domain.,
Background	This gene encodes a colon cancer associated protein. [provided by RefSeq, Jan 2013],
matters needing attention	Avoid repeated freezing and thawing!

Nanjing BYabscience technology Co.,Ltd

网址: www.njbybio.com

官方热线: 025-5229-8998

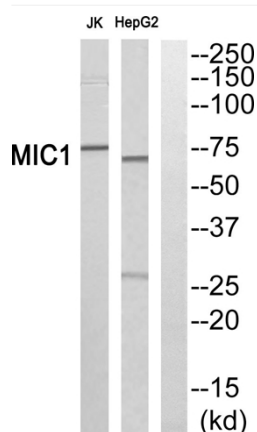
监督电话: 15950492658



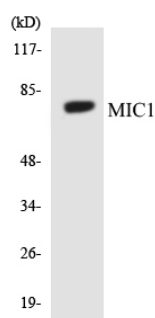
Usage suggestions

This product can be used in immunological reaction related experiments. For more information, please consult technical personnel.

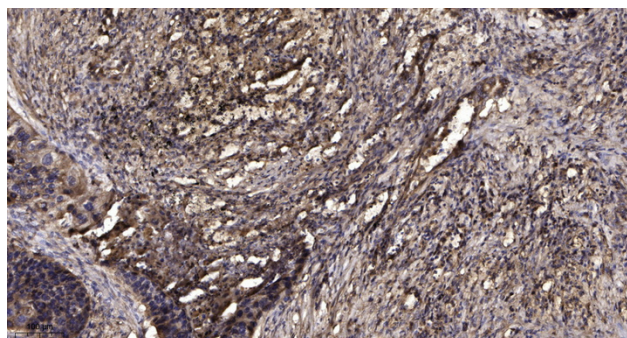
Products Images



Western blot analysis of MIC1 Antibody. The lane on the right is blocked with the MIC1 peptide.



Western blot analysis of the lysates from HeLa cells using MIC1 antibody.



Immunohistochemical analysis of paraffin-embedded human Squamous cell carcinoma of lung. 1, Antibody was diluted at 1:200(4° overnight). 2, Tris-EDTA,pH9.0 was used for antigen retrieval. 3,Secondary antibody was diluted at 1:200(room temperature, 45min).

Nanjing BYabs science technology Co.,Ltd

网址: www.njbybio.com

官方热线: 025-5229-8998

监督电话: 15950492658