



# AMPK $\beta$ 1 (phospho Ser182) Polyclonal Antibody

<b>Catalog No</b>	BYab-14469
<b>Isotype</b>	IgG
<b>Reactivity</b>	Human;Mouse;Rat;Monkey
<b>Applications</b>	WB;IHC;IF;ELISA
<b>Gene Name</b>	PRKAB1
<b>Protein Name</b>	5'-AMP-activated protein kinase subunit beta-1
<b>Immunogen</b>	The antiserum was produced against synthesized peptide derived from human AMPK beta1 around the phosphorylation site of Ser181. AA range:147-196
<b>Specificity</b>	Phospho-AMPK $\beta$ 1 (S182) Polyclonal Antibody detects endogenous levels of AMPK $\beta$ 1 protein only when phosphorylated at S182.
<b>Formulation</b>	Liquid in PBS containing 50% glycerol, 0.5% BSA and 0.02% sodium azide.
<b>Source</b>	Polyclonal, Rabbit,IgG
<b>Purification</b>	The antibody was affinity-purified from rabbit antiserum by affinity-chromatography using epitope-specific immunogen.
<b>Dilution</b>	WB: 1/500 - 1/2000. IHC: 1/100 - 1/300. ELISA: 1/20000.. IF 1:50-200
<b>Concentration</b>	1 mg/ml
<b>Purity</b>	≥90%
<b>Storage Stability</b>	-20°C/1 year
<b>Synonyms</b>	PRKAB1; AMPK; 5'-AMP-activated protein kinase subunit beta-1; AMPK subunit beta-1; AMPKb
<b>Observed Band</b>	33kD
<b>Cell Pathway</b>	nucleus,nucleoplasm,cytosol,nucleotide-activated protein kinase complex,
<b>Tissue Specificity</b>	Brain,Lung,Muscle,Platelet,
<b>Function</b>	function:AMPK is responsible for the regulation of fatty acid synthesis by phosphorylation of acetyl-CoA carboxylase. Also regulates cholesterol synthesis via phosphorylation and inactivation of hydroxymethylglutaryl-CoA reductase and hormone-sensitive lipase. This is a regulatory subunit, may be a positive regulator of AMPK activity. It may also serve as an adaptor molecule for the catalytic alpha-subunit.,PTM:Phosphorylated.,similarity:Belongs to the 5'-AMP-activated protein kinase beta subunit family.,subunit:Heterotrimer of an alpha catalytic subunit, a beta and a gamma non-catalytic regulatory subunits. Interacts with FNIP1 and FNIP2.,

**Nanjing BYabscience technology Co.,Ltd**

**Background**

The protein encoded by this gene is a regulatory subunit of the AMP-activated protein kinase (AMPK). AMPK is a heterotrimer consisting of an alpha catalytic subunit, and non-catalytic beta and gamma subunits. AMPK is an important energy-sensing enzyme that monitors cellular energy status. In response to cellular metabolic stresses, AMPK is activated, and thus phosphorylates and inactivates acetyl-CoA carboxylase (ACC) and beta-hydroxy beta-methylglutaryl-CoA reductase (HMGCR), key enzymes involved in regulating de novo biosynthesis of fatty acid and cholesterol. This subunit may be a positive regulator of AMPK activity. The myristoylation and phosphorylation of this subunit have been shown to affect the enzyme activity and cellular localization of AMPK. This subunit may also serve as an adaptor molecule mediating the association of the AMPK complex. [provided]

**matters needing attention**

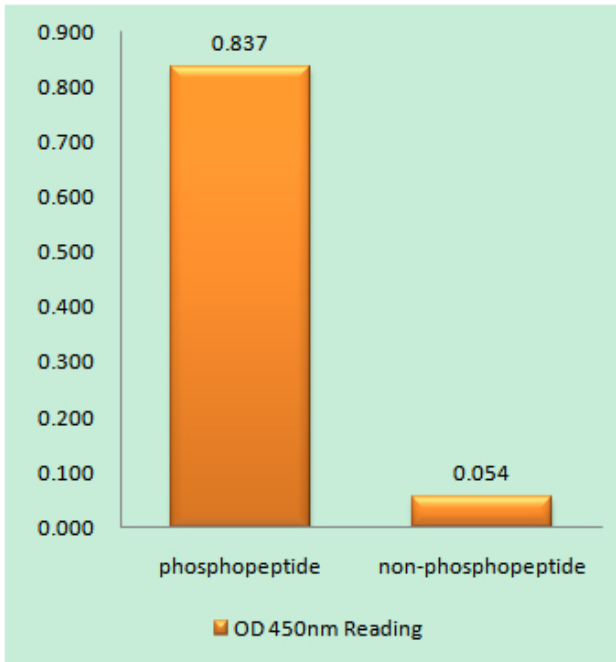
Avoid repeated freezing and thawing!

**Usage suggestions**

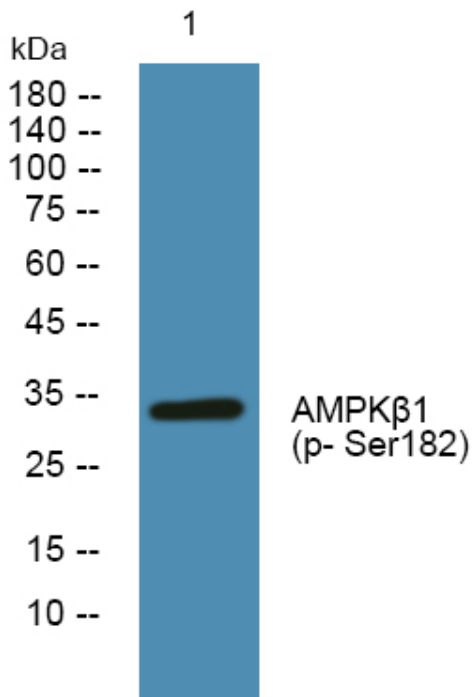
This product can be used in immunological reaction related experiments. For more information, please consult technical personnel.



## Products Images



Enzyme-Linked Immunosorbent Assay  
(Phospho-ELISA) for Immunogen Phosphopeptide  
(Phospho-left) and Non-Phosphopeptide  
(Phospho-right), using AMPK beta1 (Phospho-Ser181)  
Antibody



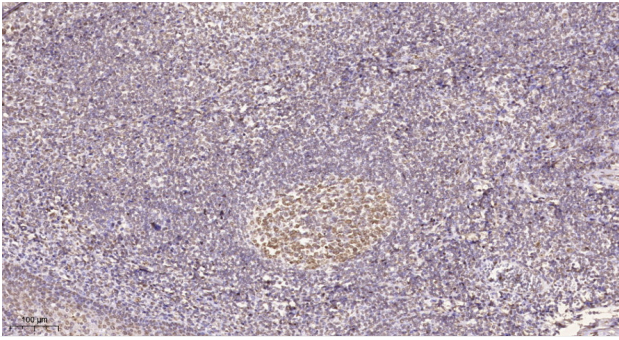
Western blot analysis of lysates from SH-SY5Y cells,  
primary antibody was diluted at 1:1000, 4° over night

Nanjing BYabs science technology Co.,Ltd

网址: [www.njbybio.com](http://www.njbybio.com)

官方热线: 025-5229-8998

监督电话: 15950492658



Immunohistochemical analysis of paraffin-embedded human tonsil. 1, Tris-EDTA,pH9.0 was used for antigen retrieval. 2 Antibody was diluted at 1:200(4° overnight.3,Secondary antibody was diluted at 1:200(room temperature, 45min).