



CD7 mouse mAb(ABT035)

Catalog No	BYab-15558
Isotype	IgG
Reactivity	Human
Applications	IHC, WB
Gene Name	CD7
Protein Name	CD7
Immunogen	Synthesized peptide derived from human CD7
Specificity	The antibody can specifically recognize human CD7 protein .In western blotting of Jurkat cell lysate, there shows a 37KDa band detected by the antibody.
Formulation	Liquid in PBS containing 50% glycerol, 0.5% BSA and 0.76% sodium azide.
Source	Mouse, Monoclonal/IgG2a, Kappa
Purification	The antibody was affinity-purified from mouse ascites by affinity-chromatography using specific immunogen.
Dilution	IHC-p 1:100-500, WB 1:200-1000, IF 1:100-500
Concentration	1 mg/ml
Purity	≥90%
Storage Stability	-20°C/1 year
Synonyms	T-cell antigen CD7 (GP40;T-cell leukemia antigen;T-cell surface antigen Leu-9;TP41;CD antigen CD7)
Observed Band	
Cell Pathway	Membrane; Single-pass type I membrane protein.
Tissue Specificity	Membranous
Function	function:Not yet known.,similarity:Contains 1 Ig-like (immunoglobulin-like) domain.,subunit:Interacts with SECTM1.,
Background	This gene encodes a transmembrane protein which is a member of the immunoglobulin superfamily. This protein is found on thymocytes and mature T cells. It plays an essential role in T-cell interactions and also in T-cell/B-cell interaction during early lymphoid development. [provided by RefSeq, Jul 2008],
matters needing attention	Avoid repeated freezing and thawing!

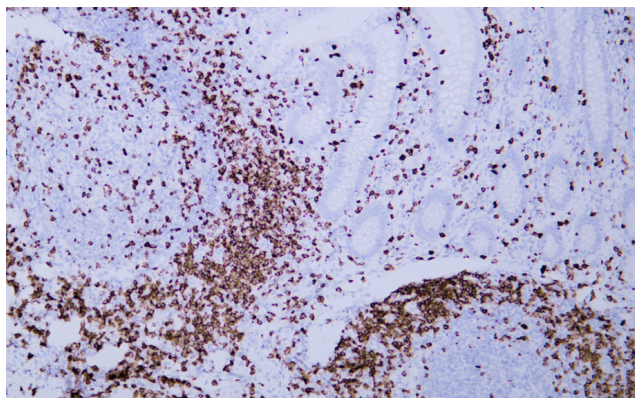
Nanjing BYabscience technology Co.,Ltd



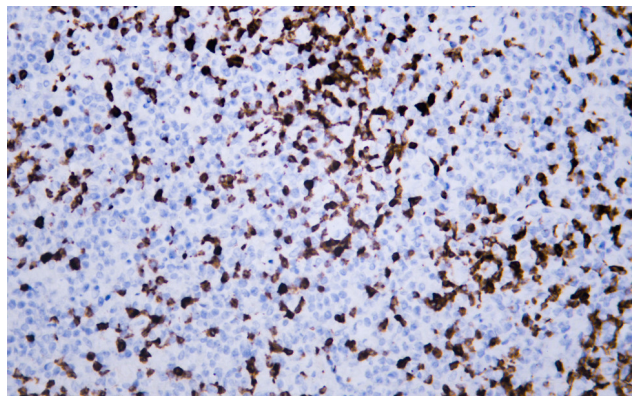
Usage suggestions

This product can be used in immunological reaction related experiments. For more information, please consult technical personnel.

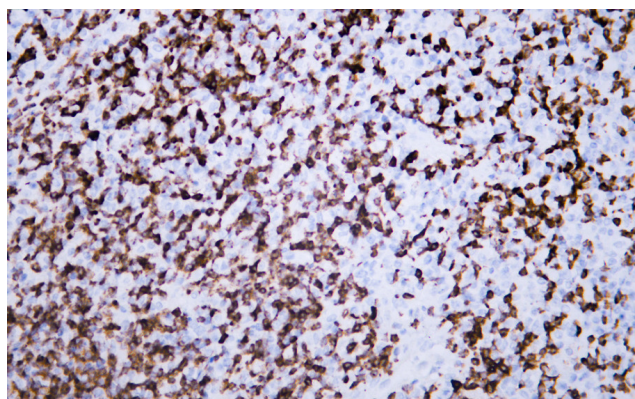
Products Images



Human appendix tissue was stained with Anti-CD7 (ABT035) Antibody



Human lymphoma tissue was stained with Anti-CD7 (ABT035) Antibody



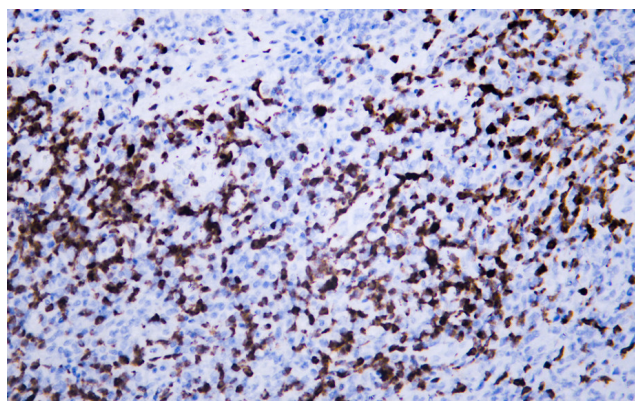
Human lymphoma tissue was stained with Anti-CD7 (ABT035) Antibody

Nanjing BYabscience technology Co.,Ltd

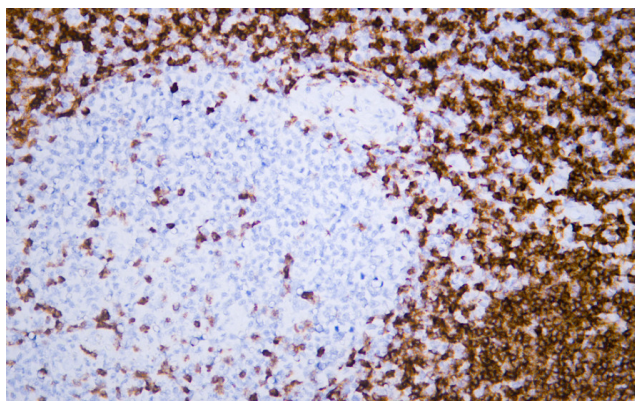
网址: www.njbybio.com

官方热线: 025-5229-8998

监督电话: 15950492658



Human lymphoma tissue was stained with Anti-CD7 (ABT035) Antibody



Human tonsil tissue was stained with Anti-CD7 (ABT035) Antibody