



TTF1 (ABT237) Mouse mAb

Catalog No	BYab-15626
Isotype	IgG
Reactivity	Human;Mouse;Rat
Applications	IHC;WB;
Gene Name	NKX2-1 NKX2A TTF1 TTF1
Protein Name	AV026640;BCH;Benign chorea;BHC;Homeobox protein NK 2 homolog A;Homeobox protein NK-2 homolog A;Homeobox protein Nkx 2.1;Homeobox protein Nkx-2.1;Homeobox protein Nkx2.1;NK 2;NK 2 homolog A;NK2;NK2 hom
Immunogen	Synthesized peptide derived from human TTF1
Specificity	The antibody can specifically recognize human TTF1 protein.
Formulation	PBS, pH7.2, 0.03% Porcolin 300, containing stabilizing protein
Source	Mouse, Monoclonal/IgG1, Kappa
Purification	The antibody was affinity-purified from mouse ascites by affinity-chromatography using specific immunogen.
Dilution	IHC-p 1:200-400, WB 1:200-1000,
Concentration	1 mg/ml
Purity	≥90%
Storage Stability	-20°C/1 year
Synonyms	AV026640;BCH;Benign chorea;BHC;Homeobox protein NK 2 homolog A;Homeobox protein NK-2 homolog A;Homeobox protein Nkx 2.1;Homeobox protein Nkx-2.1;Homeobox protein Nkx2.1;NK 2;NK 2 homolog A;NK2;NK2 homeobox 1;NK2, drosophila, homolog of, A;NK2.1, mouse, homolog of;Nkx 2 1;NKX 2.1;NKX 2A;NKX2 1;Nkx2-1;NKX2.1;NKX21_HUMAN;NKX2A;T EBP;T/EBP;TEBP;Thyroid nuclear factor 1;Thyroid nuclear factor;Thyroid specific enhancer binding protein;Thyroid transcription factor 1;Tin man;Tinman;TITF 1;TITF1;TTF 1;TTF-1;TTF1
Observed Band	
Cell Pathway	Nuclear
Tissue Specificity	Thyroid/ Lung

Nanjing BYabscience technology Co.,Ltd

网址: www.njbybio.com

官方热线: 025-5229-8998

监督电话: 15950492658



Function	disease:Defects in NKX2-1 are the cause of benign hereditary chorea (BHC) [MIM:118700]; also known as hereditary chorea without dementia. BHC is an autosomal dominant movement disorder. The early onset of symptoms (usually before the age of 5) and the observation that in some BHC families the symptoms tend to decrease in adulthood suggests that the disorder results from a developmental disturbance of the brain. BHC is non-progressive and patients have normal or slightly below normal intelligence. There is considerable inter- and intrafamilial variability, including dysarthria, axial dystonia and gait disturbances.,disease:Defects in NKX2-1 are the cause of choreoathetosis, hypothyroidism, and neonatal respiratory distress (CHNRD) [MIM:610978]. This syndrome include neurological, thyroid, and respiratory problems.,function:Transcription factor that binds and activates the promoter of thyro
Background	This gene encodes a protein initially identified as a thyroid-specific transcription factor. The encoded protein binds to the thyroglobulin promoter and regulates the expression of thyroid-specific genes but has also been shown to regulate the expression of genes involved in morphogenesis. Mutations and deletions in this gene are associated with benign hereditary chorea, choreoathetosis, congenital hypothyroidism, and neonatal respiratory distress, and may be associated with thyroid cancer. Multiple transcript variants encoding different isoforms have been found for this gene. This gene shares the symbol/alias 'TTF1' with another gene, transcription termination factor 1, which plays a role in ribosomal gene transcription. [provided by RefSeq, Feb 2014],
matters needing attention	Avoid repeated freezing and thawing!
Usage suggestions	This product can be used in immunological reaction related experiments. For more information, please consult technical personnel.

Nanjing BYabscience technology Co.,Ltd

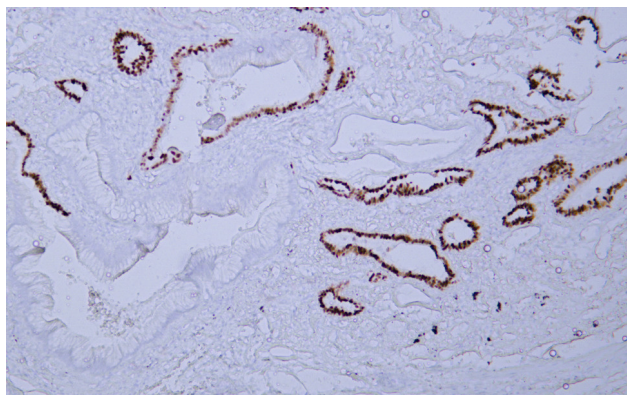
网址: www.njbybio.com

官方热线: 025-5229-8998

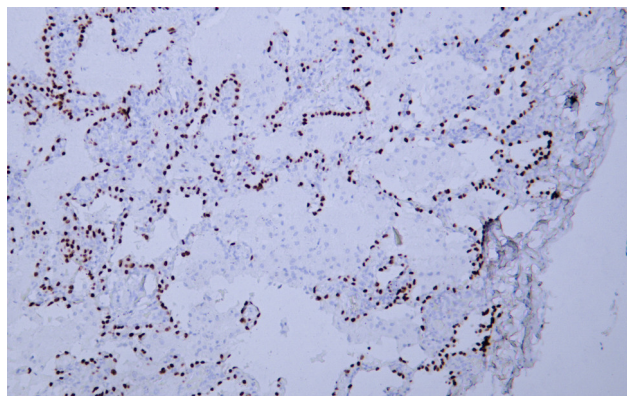
监督电话: 15950492658



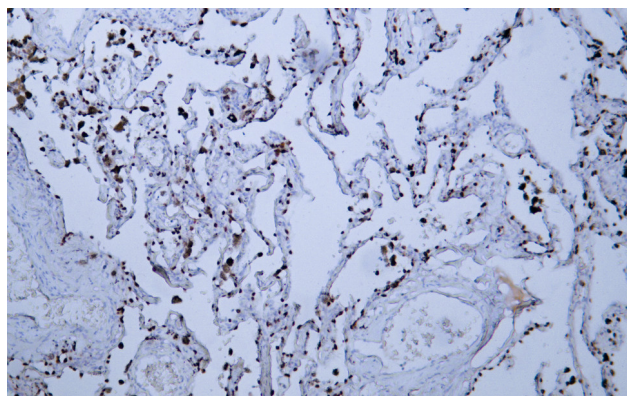
Products Images



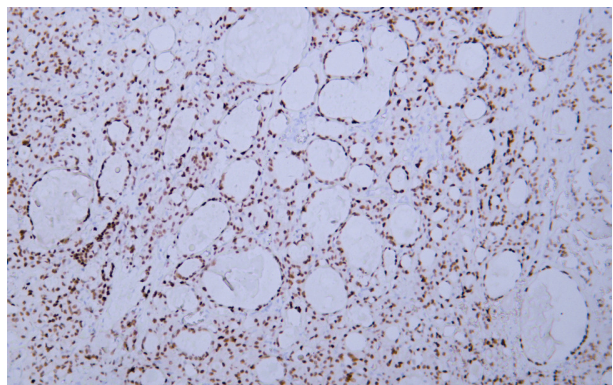
Human lung adenocarcinoma tissue was stained with Anti-TTF1 (ABT237) Antibody



Human lung squamous cell carcinoma tissue was stained with Anti-TTF1 (ABT237) Antibody



Human lung tissue was stained with Anti-TTF1 (ABT237) Antibody



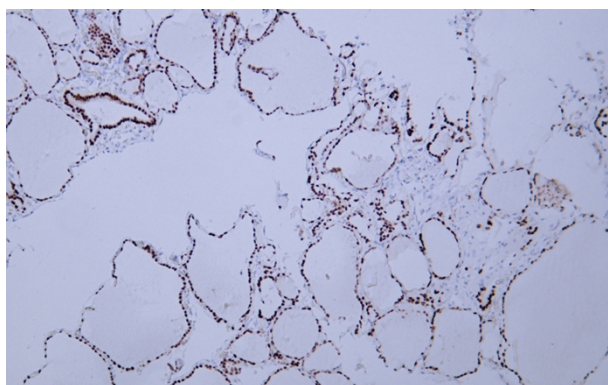
Human thyroid papillary carcinoma tissue was stained with Anti-TTF1 (ABT237) Antibody

Nanjing BYabs science technology Co.,Ltd

网址: www.njbybio.com

官方热线: 025-5229-8998

监督电话: 15950492658



Human thyroid tissue was stained with Anti-TTF1 (ABT237) Antibody