



PREP-2 Polyclonal Antibody

Catalog No	BYab-15799
Isotype	IgG
Reactivity	Human;Mouse
Applications	WB;IHC;IF;ELISA
Gene Name	PKNOX2
Protein Name	Homeobox protein PKNOX2
Immunogen	The antiserum was produced against synthesized peptide derived from human PKNOX2. AA range:341-390
Specificity	PREP-2 Polyclonal Antibody detects endogenous levels of PREP-2 protein.
Formulation	Liquid in PBS containing 50% glycerol, 0.5% BSA and 0.02% sodium azide.
Source	Polyclonal, Rabbit,IgG
Purification	The antibody was affinity-purified from rabbit antiserum by affinity-chromatography using epitope-specific immunogen.
Dilution	WB: 1/500 - 1/2000. IHC: 1/100 - 1/300. ELISA: 1/20000.. IF 1:50-200
Concentration	1 mg/ml
Purity	≥90%
Storage Stability	-20°C/1 year
Synonyms	PKNOX2; PREP2; Homeobox protein PKNOX2; Homeobox protein PREP-2; PBX/knotted homeobox 2
Observed Band	55kD
Cell Pathway	Nucleus .
Tissue Specificity	Brain,Small intestine,
Function	similarity:Belongs to the TALE/MEIS homeobox family.,similarity:Contains 1 homeobox DNA-binding domain.,
Background	Homeodomain proteins are sequence-specific transcription factors that share a highly conserved DNA-binding domain and play fundamental roles in cell proliferation, differentiation, and death. PKNOX2 belongs to the TALE (3-amino acid loop extension) class of homeodomain proteins characterized by a 3-amino acid extension between alpha helices 1 and 2 within the homeodomain (Imoto et al., 2001 [PubMed 11549286]).[supplied by OMIM, Oct 2009],

Nanjing BYabscience technology Co.,Ltd



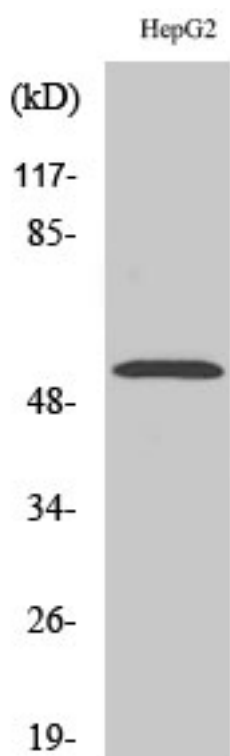
matters needing attention

Avoid repeated freezing and thawing!

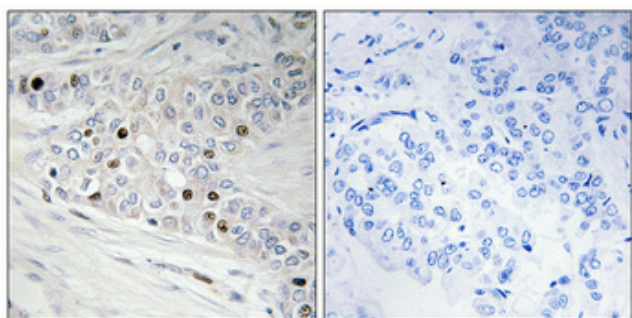
Usage suggestions

This product can be used in immunological reaction related experiments. For more information, please consult technical personnel.

Products Images



Western Blot analysis of various cells using PREP-2 Polyclonal Antibody



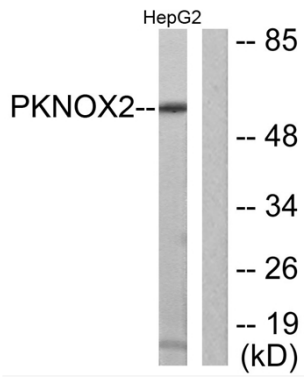
Immunohistochemical analysis of paraffin-embedded Human breast cancer. Antibody was diluted at 1:100(4° overnight). High-pressure and temperature Tris-EDTA,pH8.0 was used for antigen retrieval. Negative contrl (right) obtained from antibody was pre-absorbed by immunogen peptide.

Nanjing BYabscience technology Co.,Ltd

网址: www.njbybio.com

官方热线: 025-5229-8998

监督电话: 15950492658



Western blot analysis of lysates from HepG2 cells, using PKNOX2 Antibody. The lane on the right is blocked with the synthesized peptide.