



BMP-3A Polyclonal Antibody

Catalog No	BYab-15878
Isotype	IgG
Reactivity	Human;Rat;Mouse;
Applications	WB;ELISA
Gene Name	BMP3
Protein Name	Bone morphogenetic protein 3
Immunogen	The antiserum was produced against synthesized peptide derived from human BMP3. AA range:281-330
Specificity	BMP-3A Polyclonal Antibody detects endogenous levels of BMP-3A protein.
Formulation	Liquid in PBS containing 50% glycerol, 0.5% BSA and 0.02% sodium azide.
Source	Polyclonal, Rabbit,IgG
Purification	The antibody was affinity-purified from rabbit antiserum by affinity-chromatography using epitope-specific immunogen.
Dilution	Western Blot: 1/500 - 1/2000. ELISA: 1/5000. Not yet tested in other applications.
Concentration	1 mg/ml
Purity	≥90%
Storage Stability	-20°C/1 year
Synonyms	BMP3; BMP3A; Bone morphogenetic protein 3; BMP-3; Bone morphogenetic protein 3A; BMP-3A; Osteogenin
Observed Band	55kD
Cell Pathway	Secreted.
Tissue Specificity	Expressed in adult and fetal cartilage.
Function	function:Negatively regulates bone density. Antagonizes the ability of certain osteogenic BMPs to induce osteoprogenitor differentiation and ossification.,induction:Highly expressed in fracture tissue, particularly in osteoblasts, osteoclasts and chondroblasts.,online information:Bone morphogenetic protein 3 entry,similarity:Belongs to the TGF-beta family.,subunit:Homodimer; disulfide-linked.,tissue specificity:Expressed in adult and fetal cartilage.,
Background	This gene encodes a secreted ligand of the TGF-beta (transforming growth factor-beta) superfamily of proteins. Ligands of this family bind various TGF-beta receptors leading to recruitment and activation of SMAD family transcription

Nanjing BYabscience technology Co.,Ltd



factors that regulate gene expression. The encoded preproprotein is proteolytically processed to generate each subunit of the disulfide-linked homodimer. This protein suppresses osteoblast differentiation, and negatively regulates bone density, by modulating TGF-beta receptor availability to other ligands. [provided by RefSeq, Jul 2016],

matters needing attention

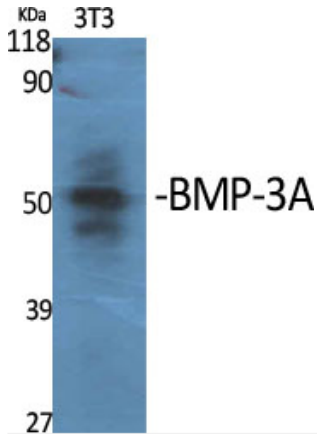
Avoid repeated freezing and thawing!

Usage suggestions

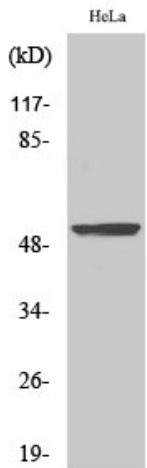
This product can be used in immunological reaction related experiments. For more information, please consult technical personnel.



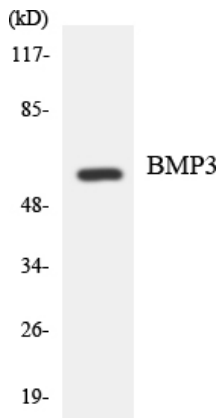
Products Images



Western Blot analysis of various cells using BMP-3A Polyclonal Antibody



Western Blot analysis of HepG2 cells using BMP-3A Polyclonal Antibody



Western blot analysis of the lysates from HeLa cells using BMP3 antibody.

Nanjing BYabs science technology Co.,Ltd

网址: www.njbybio.com

官方热线: 025-5229-8998

监督电话: 15950492658