



IFN- γ Polyclonal Antibody

Catalog No	BYab-15923
Isotype	IgG
Reactivity	Human;Rat;Mouse;
Applications	WB;IHC;IF;ELISA
Gene Name	IFNG
Protein Name	Interferon gamma
Immunogen	The antiserum was produced against synthesized peptide derived from human IFN-gamma. AA range:20-69
Specificity	IFN- γ Polyclonal Antibody detects endogenous levels of IFN- γ protein.
Formulation	Liquid in PBS containing 50% glycerol, 0.5% BSA and 0.02% sodium azide.
Source	Polyclonal, Rabbit,IgG
Purification	The antibody was affinity-purified from rabbit antiserum by affinity-chromatography using epitope-specific immunogen.
Dilution	WB: 1/500 - 1/2000. IHC: 1/100 - 1/300. ELISA: 1/40000.. IF 1:50-200
Concentration	1 mg/ml
Purity	≥90%
Storage Stability	-20°C/1 year
Synonyms	IFNG; Interferon gamma; IFN-gamma; Immune interferon
Observed Band	17kD
Cell Pathway	Secreted.
Tissue Specificity	Released primarily from activated T lymphocytes.
Function	disease:In Caucasians, genetic variation in IFNG is associated with the risk of aplastic anemia (AA) [MIM:609135]. AA is a rare disease in which the reduction of the circulating blood cells results from damage to the stem cell pool in bone marrow. In most patients, the stem cell lesion is caused by an autoimmune attack. T-lymphocytes, activated by an endogenous or exogenous, and most often unknown antigenic stimulus, secrete cytokines, including IFN-gamma, which would in turn be able to suppress hematopoiesis.,function:Produced by lymphocytes activated by specific antigens or mitogens. IFN-gamma, in addition to having antiviral activity, has important immunoregulatory functions. It is a potent activator of macrophages, it has antiproliferative effects on transformed cells and it can potentiate the antiviral and antitumor effects of the type I interferons.,online

Nanjing BYabscience technology Co.,Ltd



information:Interferon ga

Background

This gene encodes a soluble cytokine that is a member of the type II interferon class. The encoded protein is secreted by cells of both the innate and adaptive immune systems. The active protein is a homodimer that binds to the interferon gamma receptor which triggers a cellular response to viral and microbial infections. Mutations in this gene are associated with an increased susceptibility to viral, bacterial and parasitic infections and to several autoimmune diseases. [provided by RefSeq, Dec 2015],

matters needing attention

Avoid repeated freezing and thawing!

Usage suggestions

This product can be used in immunological reaction related experiments. For more information, please consult technical personnel.

Nanjing BYabscience technology Co.,Ltd


网址: www.njbybio.com

官方热线: 025-5229-8998

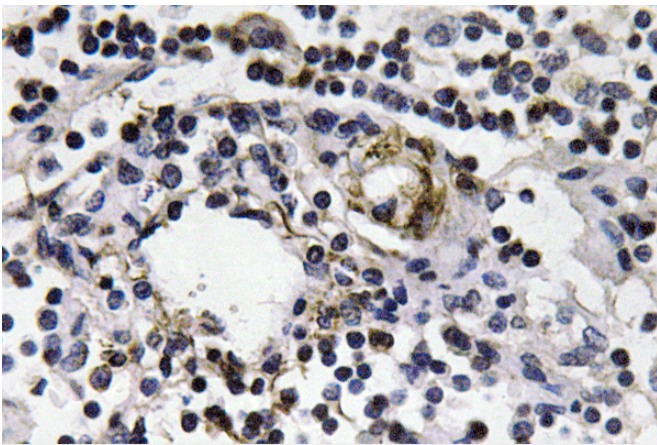
监督电话: 15950492658



Products Images



Western Blot analysis of various cells using IFN- γ
Polyclonal Antibody diluted at 1:1000



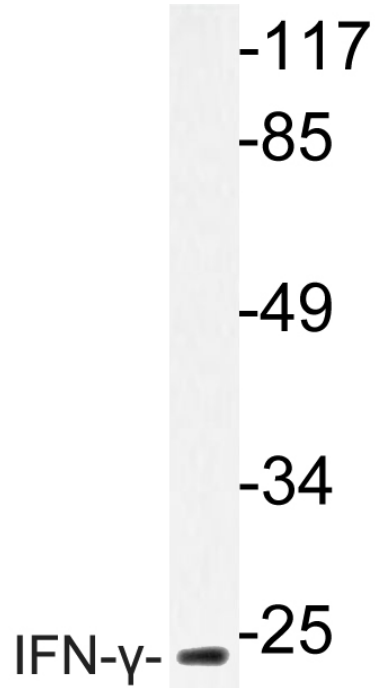
Immunohistochemistry analysis of IFN- γ antibody in
paraffin-embedded human lymph node tissue.

Nanjing BYabs science technology Co.,Ltd

网址: www.njbybio.com

官方热线: 025-5229-8998

监督电话: 15950492658



Western blot analysis of lysate from HepG2 cells, using IFN- γ antibody.